

# Human BCMA / TNFRSF17 (P34Del) Protein, His Tag (HPLC & SPR verified)

Catalog # BCA-H52H3



BIOSYSTEMS  
**Acro**

## Synonym

TNFRSF17, CD269, BCM, BCMA

## Source

Human BCMA (P34Del) Protein, His Tag (BCA-H52H3) is expressed from human 293 cells (HEK293). It contains AA Met 1 - Ala 54 (Accession # [Q02223-1](#) (P34Del)).

## Molecular Characterization



This protein carries a polyhistidine tag at the C-terminus.

The protein has a calculated MW of 7.8 kDa. The protein migrates as 13 kDa when calibrated against [Star Ribbon Pre-stained Protein Marker](#) under reducing (R) condition (SDS-PAGE) due to glycosylation.

## Endotoxin

Less than 1.0 EU per µg by the LAL method / rFC method.

## Purity

>90% as determined by SDS-PAGE.

>90% as determined by SEC-HPLC.

## Formulation

Lyophilized from 0.22 µm filtered solution in PBS, pH7.4 with trehalose as protectant.

Contact us for customized product form or formulation.

## Reconstitution

Please see Certificate of Analysis for specific instructions.

**For best performance, we strongly recommend you to follow the reconstitution protocol provided in the CoA.**

## Storage

For long term storage, the product should be stored at lyophilized state at -20°C or lower.

**Please avoid repeated freeze-thaw cycles.**

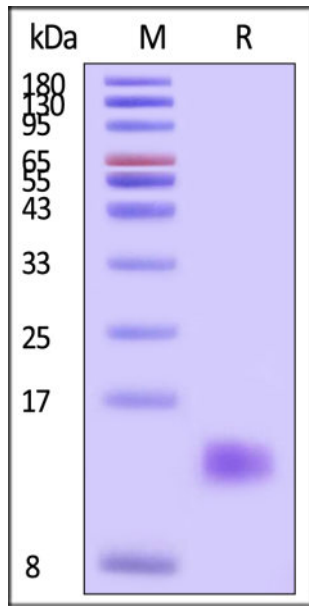
This product is stable after storage at:

- -20°C to -70°C for 12 months in lyophilized state;
- -70°C for 3 months under sterile conditions after reconstitution.

## ACRO Quality Management System

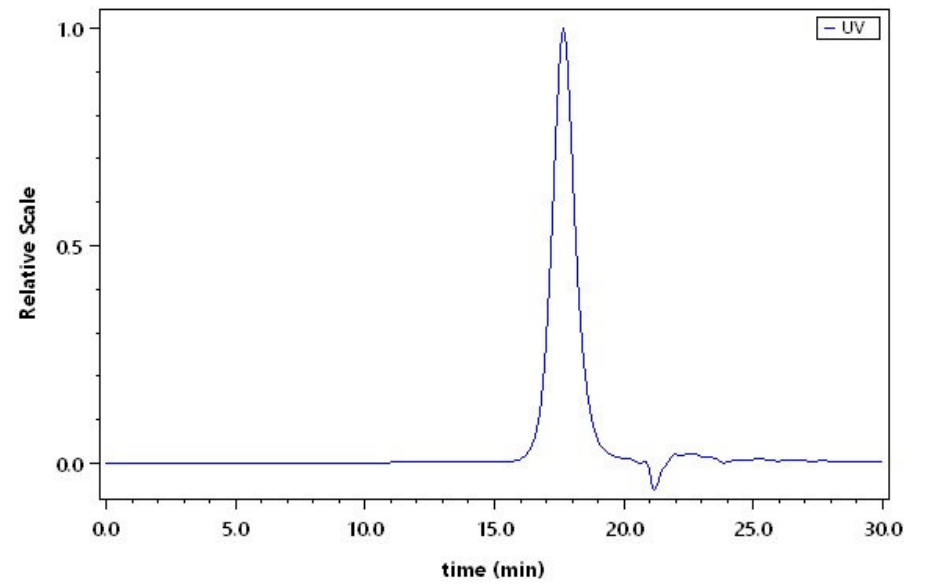
- [QMS\(ISO, GMP\)](#)
- [Quality Advantages](#)
- [Quality Control Process](#)

## SDS-PAGE



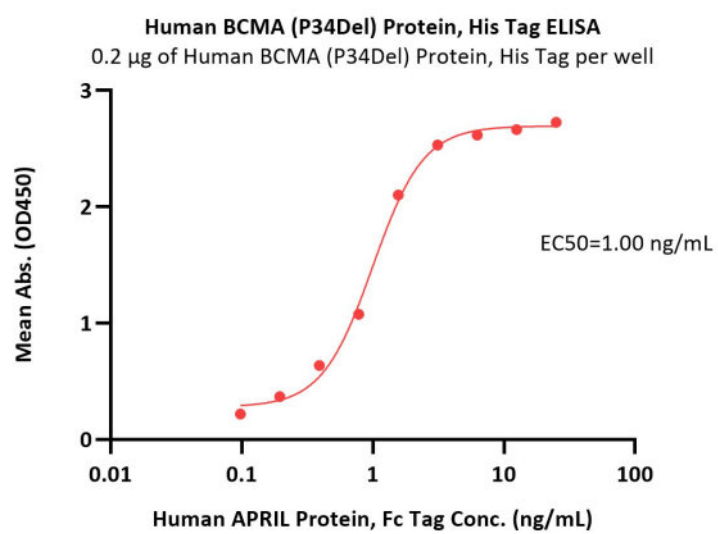
Human BCMA (P34Del) Protein, His Tag on SDS-PAGE under reducing (R) condition. The gel was stained with Coomassie Blue. The purity of the protein is greater than 90% (With [Star Ribbon Pre-stained Protein Marker](#)).

## SEC-HPLC

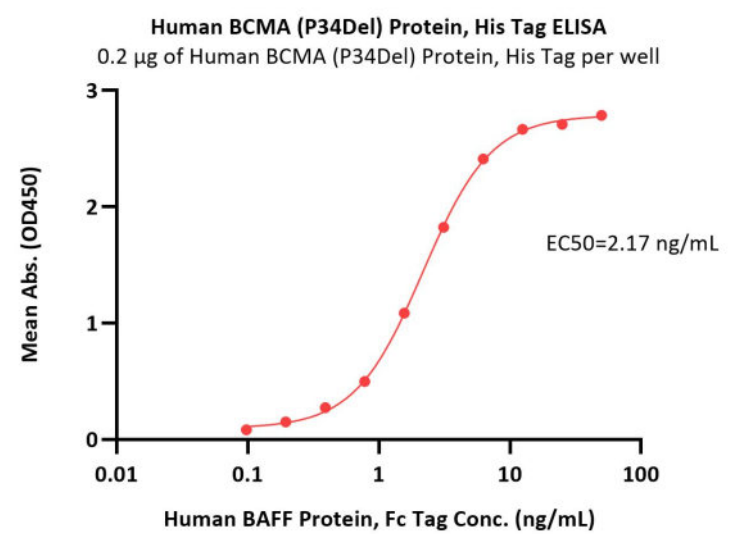


The purity of Human BCMA (P34Del) Protein, His Tag (Cat. No. BCA-H52H3) was greater than 90% as determined by SEC-HPLC.

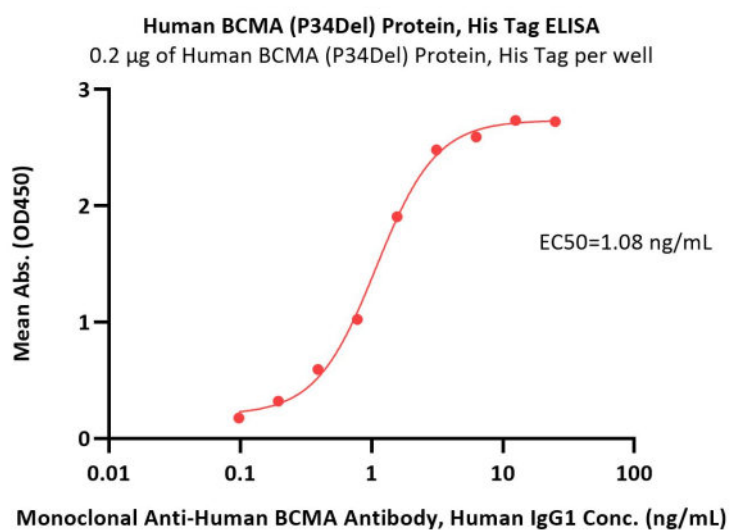
## Bioactivity-ELISA



Immobilized Human BCMA (P34Del) Protein, His Tag (Cat. No. BCA-H52H3) at 2 µg/mL (100 µL/well) can bind Human APRIL Protein, Fc Tag (Cat. No. APL-H5263) with a linear range of 0.1-2 ng/mL (QC tested).

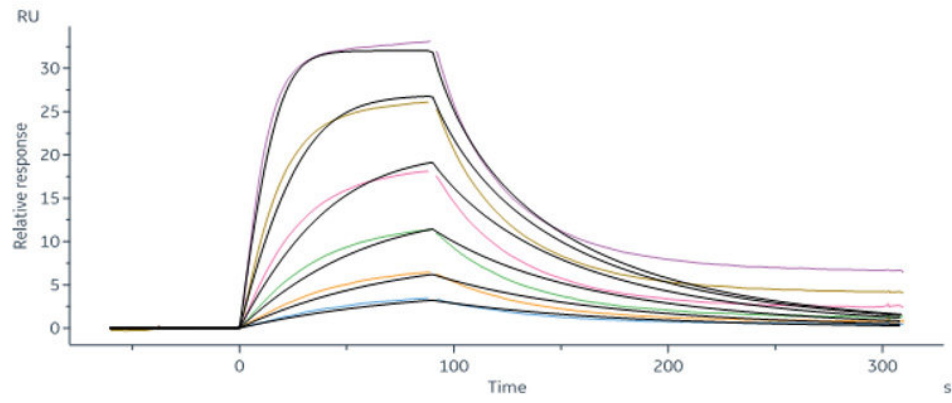


Immobilized Human BCMA (P34Del) Protein, His Tag (Cat. No. BCA-H52H3) at 2 µg/mL (100 µL/well) can bind Human BAFF Protein, Fc Tag (Cat. No. BAF-H5261) with a linear range of 0.1-6 ng/mL (Routinely tested).



Immobilized Human BCMA (P34Del) Protein, His Tag (Cat. No. BCA-H52H3) at 2 µg/mL (100 µL/well) can bind Monoclonal Anti-Human BCMA Antibody, Human IgG1 with a linear range of 0.1-6 ng/mL (Routinely tested).

## Bioactivity-SPR



Monoclonal Anti-Human BCMA Antibody, Human IgG1 captured on Protein A Chip can bind Human BCMA (P34Del) Protein, His Tag (Cat. No. BCA-H52H3) with an affinity constant of 5.84 nM as determined in a SPR assay (Biacore 8K) (QC tested).

## Background

Tumor necrosis factor receptor superfamily member 17 (TNFRSF17) is also known as B-cell maturation protein (BCMA), CD antigen CD269, which is a member of the TNF-receptor superfamily. TNFRSF17 contains one TNFR-Cys repeat. TNFRSF17 is expressed in mature B-cells, but not in T-cells or monocytes. TNFRSF17 is receptor for TNFSF13B/BLyS/BAFF and TNFSF13/APRIL. TNFRSF17 promotes B-cell survival and plays a role in the regulation of humoral immunity. TNFRSF17 can activate NF-kappa-B and JNK.

Discounts, Gifts,  
and more!



[www.acrobiosystems.com](http://www.acrobiosystems.com)



5/18/2026