Human CDCP1 Protein, His Tag

Catalog # CD1-H52H6AI2

Application

Human CDCP1 Protein, His Tag AIDD-Ready protein is designed for direct use in SPR assays. It is supplied in a sugar-free, glycerol-free formulation to eliminate refractive index interference in SPR. No desalting or buffer exchange is required before use, simplifying the SPR workflow. Each tube features a unique barcode and bottom code for precise sample identification, supporting automated, high-throughput workflows and accelerating the transition from AI prediction to wet-lab validation.

Features and Advantages

- **Directly compatible with SPR:** No desalting or buffer exchange required; supplied as a liquid to reduce sample preparation and improve experimental efficiency.
- **High batch-to-batch consistency:** Each lot is released using SPR QC to ensure experimental reproducibility.
- **Validated with representative drugs:** SPR binding activity is validated using representative drug antibodies to ensure suitability for drug screening and evaluation.
- **Unique Tube Identification:** Each tube features a unique barcode and bottom code, supporting automated and high-throughput workflows. To request the product manifest, please contact our Technical Support team or click the button below.

Synonyms

CUB domain-containing protein 1, CDCP1, CD318, Membrane glycoprotein gp140, Subtractive immunization M plus HEp3-associated 135 kDa protein, SIMA135, Transmembrane and associated with src kinases, TRASK, UNQ2486, PRO5773

Source

Human CDCP1 Protein, His Tag (CD1-H52H6AI2) is expressed from human 293 cells (HEK293). It contains AA Phe 30 - Thr 667 (Accession # Q9H5V8-1).

Predicted N-terminus: Phe 30

Molecular Characterization

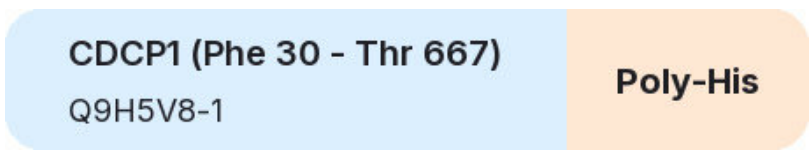

This protein carries a polyhistidine tag at the C-terminus.

The protein has a calculated MW of 73.7 kDa. The protein migrates as 80-95 kDa when calibrated against Star Ribbon Pre-stained Protein Marker under reducing (R) condition (SDS-PAGE) due to glycosylation.

Purity

>90% as determined by SDS-PAGE.

>95% as determined by SEC-HPLC.

Formulation

Formulated in a proprietary trehalose-free buffer, supplied ready-to-use for SPR/BLI analysis - no buffer exchange required.

For detailed formulation, please refer to the batch-specific COA.

Shipping and Storage

This product is supplied and shipped on dry ice.

Please avoid repeated freeze-thaw cycles.

This product is stable after storage at:

- The product MUST be stored at -70°C or lower upon receipt;
- -70°C for 12 months under sterile conditions.

ACRO Quality Management System

- QMS(ISO, GMP)
- Quality Advantages
- Quality Control Process

SDS-PAGE

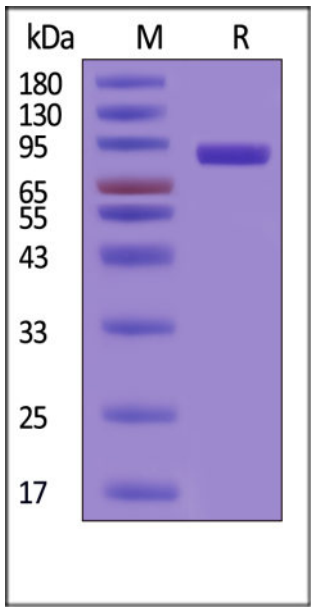

Human CDCP1 Protein, His Tag on SDS-PAGE under reducing (R) condition. The gel was stained with Coomassie Blue. The purity of the protein is greater than 90% (With Star Ribbon Pre-stained Protein Marker).

SEC-HPLC

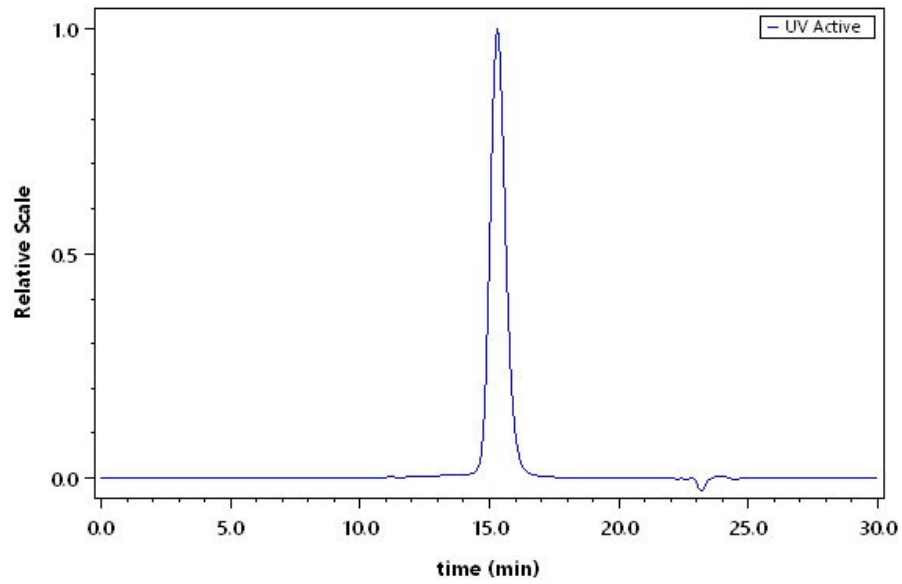

The purity of Human CDCP1 Protein, His Tag (Cat. No. CD1-H52H6AI2) was greater than 95% as determined by SEC-HPLC.

Activity-SPR

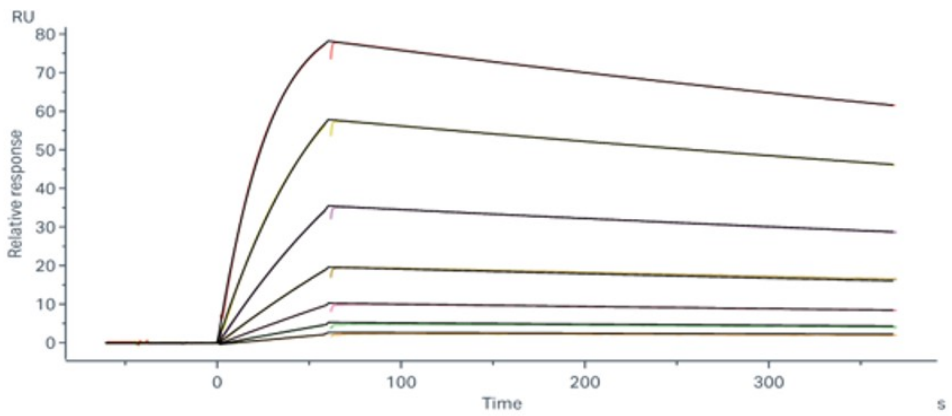

RG7287 (biosimilar) captured on Protein A Chip can bind Human CDCP1 Protein, His Tag (Cat. No. CD1-H52H6AI2) with an affinity constant of 0.231 nM as determined in a SPR assay (Biacore 8K) (QC tested).

Background

CUB domain-containing protein 1, also know as CDCP1. CDCP1 is a cell surface glycoprotein that has been recognized both as a tumour marker and as a potential target to disrupt progression of cancer. CDCP1 has been shown to modulate cellsubstratum adhesion and motility in colon cancer cell lines.