

Human CD37 Full Length Protein (VLP)

Catalog # CD7-H52P4



BIOSYSTEMS
Acro

Synonym

CD37, Tspan-26, TSPAN26

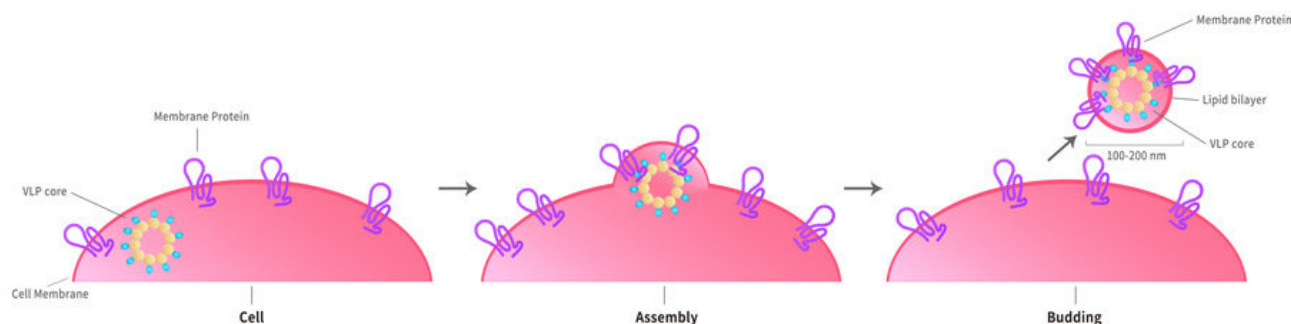
Source

Human CD37 Full Length Protein (VLP) (CD7-H52P4) is expressed from human 293 cells (HEK293). It contains AA Met 1 - Arg 281 (Accession # [P11049](#)).

Predicted N-terminus: Met 1

Molecular Characterization

Virus-like particles (VLPs) are formed by self-assembly of capsid proteins from viruses. Membrane Proteins can be constituted in-situ with VLPs produced from HEK293 cell cultures. These VLPs concentrate conformationally intact membrane proteins directly on the cell surface and produce soluble, high-concentration proteins perfect for immunization and antibody screening.



The VLPs provide the display of properly folded membrane proteins in their native cellular membrane in a compact size of 100~300 nm diameter (similar to the size of most viruses) making it optimal targets for dendritic cells in vivo and surface attachment for phage display.

Endotoxin

Less than 1.0 EU per μg by the LAL method / rFC method.

Purity

>95% as determined by SEC-HPLC.

Formulation

The VLPs are highly immunogenic, so the immunization strategy should be optimized (antigen dose, regimen and adjuvant).

Supplied as 0.2 μm filtered solution in PBS, Arginine, pH7.4 with trehalose as protectant.

Contact us for customized product form or formulation.

Shipping

This product is supplied and shipped with dry ice, please inquire the shipping cost.

Storage

Please avoid repeated freeze-thaw cycles.

This product is stable after storage at:

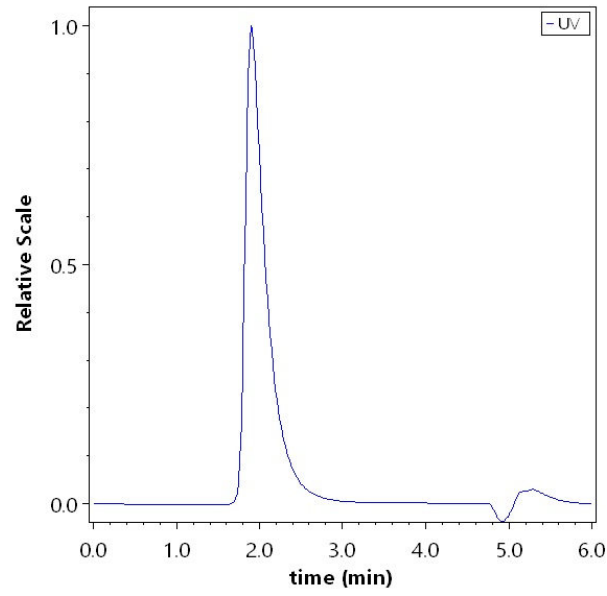
- The product **MUST** be stored at -70°C or lower upon receipt;
- -70°C for 12 months under sterile conditions.

ACRO Quality Management System

- [QMS\(ISO, GMP\)](#).
- [Quality Advantages](#)
- [Quality Control Process](#)

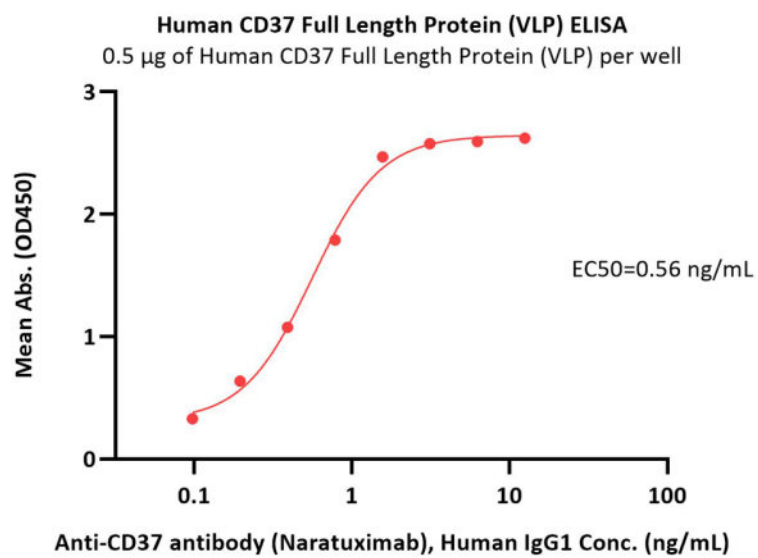
*The isotype control of empty/mock VLP (Cat. No. [VLP-N5213](#)) is sold separately and not included in protein, you can follow [the link](#) for product information.

SEC-HPLC



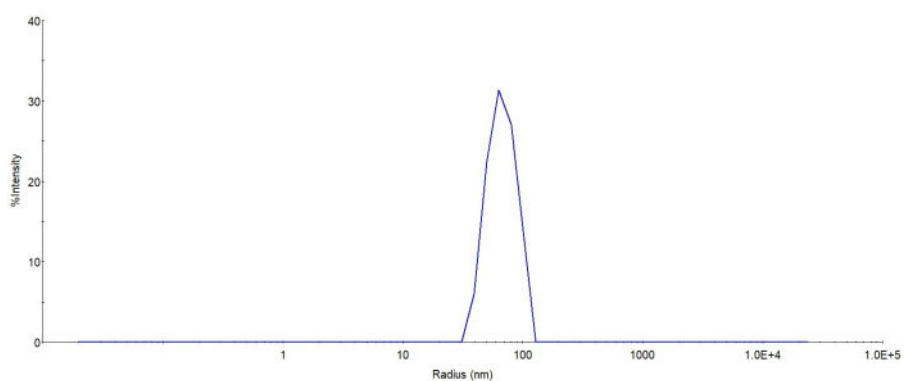
The purity of Human CD37 Full Length Protein (VLP) (Cat. No. CD7-H52P4) was greater than 95% as determined by SEC-HPLC.

Bioactivity-ELISA



Immobilized Human CD37 Full Length Protein (VLP) (Cat. No. CD7-H52P4) at 5 µg/mL (100 µL/well) can bind Anti-CD37 antibody (Naratuximab), Human IgG1 with a linear range of 0.1-0.8 ng/mL (QC tested).

Identity-DLS



The mean peak Radius of VLP is 50-80 nm with more than 95% intensity as determined by dynamic light scattering (DLS).

Background

A tetraspanin protein highly restricted to the B-cell lineage and a validated target in B-cell malignancies. CD37 modulates integrin signaling and cell adhesion. Therapeutics include antibody-drug conjugates (naratuximab emtansine) and CAR-T cells designed to treat Non-Hodgkin Lymphoma and Chronic Lymphocytic Leukemia.

Discounts, Gifts,
and more!



www.acrobiosystems.com

4/21/2026
