

Cynomolgus CD98 Protein, Fc Tag (MALS verified)

Catalog # CD8-C5263



BIOSYSTEMS
Acro

Synonym

SLC3A2, CD98, 4F2, 4F2HC, 4T2HC, CD98HC, MDU1, NACAE

Source

Cynomolgus CD98 Protein, Fc Tag (CD8-C5263) is expressed from human 293 cells (HEK293). It contains AA Arg 175 - Ala 599 (Accession # [XP_045227941.1](#)).

Predicted N-terminus: Pro

Molecular Characterization

Fc(Pro 100 - Lys 330) P01857-1	CD98(Arg 175 - Ala 599) XP_045227941.1
-----------------------------------	---

This protein carries a human IgG1 Fc tag at the N-terminus.

The protein has a calculated MW of 73.4 kDa. The protein migrates as 75-95 kDa when calibrated against [Star Ribbon Pre-stained Protein Marker](#) under reducing (R) condition (SDS-PAGE) due to glycosylation.

Endotoxin

Less than 1.0 EU per µg by the LAL method / rFC method.

Purity

>95% as determined by SDS-PAGE.

>90% as determined by SEC-MALS.

Formulation

Lyophilized from 0.22 µm filtered solution in PBS, pH7.4 with trehalose as protectant.

Contact us for customized product form or formulation.

Reconstitution

Please see Certificate of Analysis for specific instructions.

For best performance, we strongly recommend you to follow the reconstitution protocol provided in the CoA.

Storage

For long term storage, the product should be stored at lyophilized state at -20°C or lower.

Please avoid repeated freeze-thaw cycles.


This product is stable after storage at:

- -20°C to -70°C for 12 months in lyophilized state;
- -70°C for 3 months under sterile conditions after reconstitution.

ACRO Quality Management System

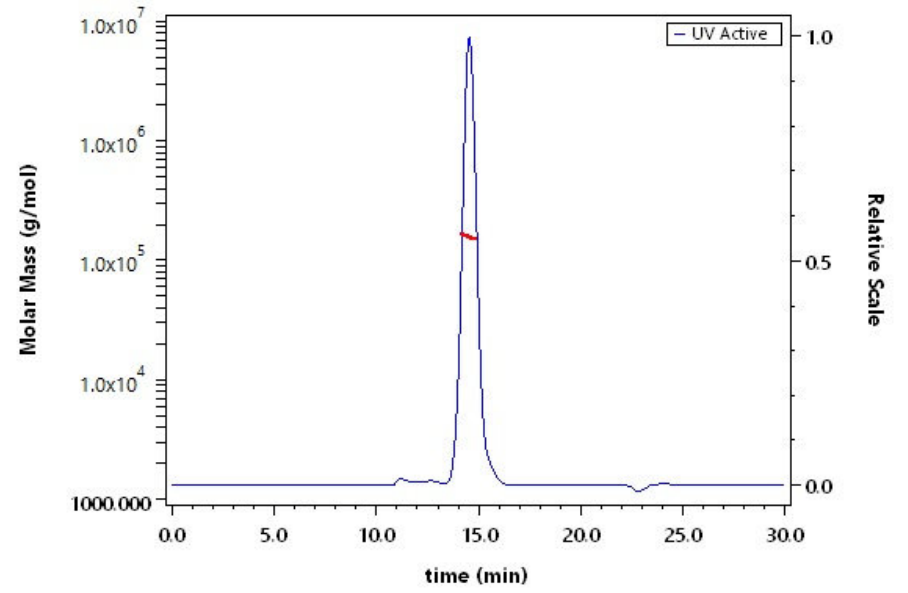
- [QMS\(ISO, GMP\)](#)
- [Quality Advantages](#)
- [Quality Control Process](#)

SDS-PAGE



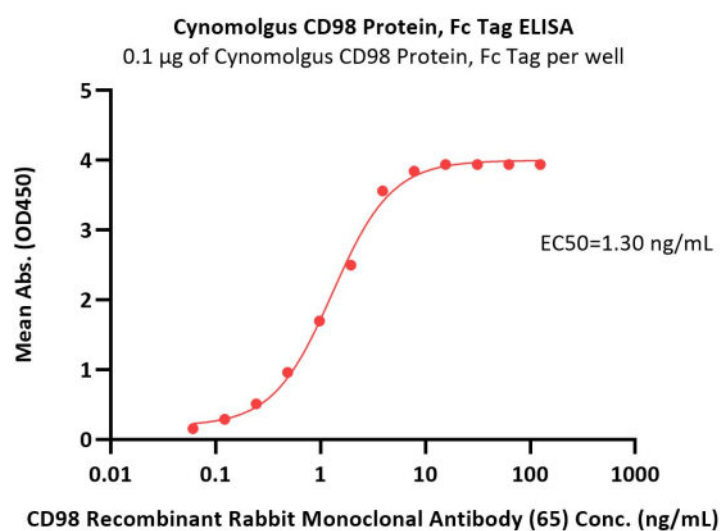
Cynomolgus CD98 Protein, Fc Tag on SDS-PAGE under reducing (R) condition. The gel was stained with Coomassie Blue. The purity of the protein is greater than 95% (With [Star Ribbon Pre-stained Protein Marker](#)).

SEC-MALS



The purity of Cynomolgus CD98 Protein, Fc Tag (Cat. No. CD8-C5263) is more than 90% and the molecular weight of this protein is around 145-170 kDa verified by SEC-MALS.

Bioactivity-ELISA



Immobilized Cynomolgus CD98 Protein, Fc Tag (Cat. No. CD8-C5263) at 1 µg/mL (100 µL/well) can bind CD98 Recombinant Rabbit Monoclonal Antibody (65) with a linear range of 0.06-8 ng/mL (QC tested).

Background

CD antigen CD98 is also known as 4F2 cell-surface antigen heavy chain (4F2hc), 4F2 heavy chain antigen, Solute carrier family 3 member 2 (SLC3A2), Lymphocyte activation antigen 4F2 large subunit, is a single-pass type I I membrane protein which belongs to the SLC3A transporter family.. SLC3A2 / CD98 is expressed ubiquitously in all tissues tested with highest levels detected in kidney, placenta and testis and weakest level in thymus. SLC3A2 / CD98 is required for the function of light chain amino-acid transporters and also involved in sodium-independent, high-affinity transport of large neutral amino acids such as phenylalanine, tyrosine, leucine, arginine and tryptophan. CD98 involved in guiding and targeting of LAT1 and LAT2 to the plasma membrane. When associated with SLC7A5 or SLC7A8, CD98 involved in the cellular activity of small molecular weight nitrosothiols, via the stereoselective transport of L-nitrosocysteine (L-CNSO) across the transmembrane. Together with ICAM1, regulates the transport activity LAT2 in polarized intestinal cells, by generating and delivering intracellular signals.

Discounts, Gifts,
and more!



www.acrobiosystems.com



5/14/2026