Human CEACAM-5 / CD66e Protein, His Tag

Catalog # CE5-H5226AI2

Application

Human CEACAM-5 Protein, His Tag AIDD-Ready protein is designed for direct use in SPR assays. It is supplied in a sugar-free, glycerol-free formulation to eliminate refractive index interference in SPR. No desalting or buffer exchange is required before use, simplifying the SPR workflow. Each tube features a unique barcode and bottom code for precise sample identification, supporting automated, high-throughput workflows and accelerating the transition from AI prediction to wet-lab validation.

Features and Advantages

- **Directly compatible with SPR:** No desalting or buffer exchange required; supplied as a liquid to reduce sample preparation and improve experimental efficiency.
- **High batch-to-batch consistency:** Each lot is released using SPR QC to ensure experimental reproducibility.
- **Validated with representative drugs:** SPR binding activity is validated using representative drug antibodies to ensure suitability for drug screening and evaluation.
- **Unique Tube Identification:** Each tube features a unique barcode and bottom code, supporting automated and high-throughput workflows. To request the product manifest, please contact our Technical Support team or click the button below.

Synonyms

CEACAM-5, CD66e, CEA, Meconium antigen 100

Source

Human CEACAM-5 Protein, His Tag (CE5-H5226AI2) is expressed from human 293 cells (HEK293). It contains AA Lys 35 - Ala 685 (Accession # P06731).

Predicted N-terminus: Lys 35

Molecular Characterization

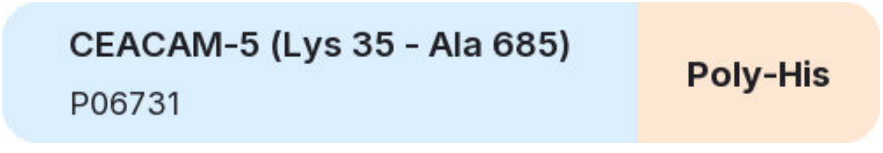

This protein carries a polyhistidine tag at the C-terminus.

The protein has a calculated MW of 72.2 kDa. The protein migrates as 95-180 kDa when calibrated against Star Ribbon Pre-stained Protein Marker under reducing (R) condition (SDS-PAGE) due to glycosylation.

Purity

>95% as determined by SDS-PAGE.

>95% as determined by SEC-HPLC.

Formulation

Formulated in a proprietary trehalose-free buffer, supplied ready-to-use for SPR/BLI analysis - no buffer exchange required.

For detailed formulation, please refer to the batch-specific COA.

Shipping and Storage

This product is supplied and shipped on dry ice.

Please avoid repeated freeze-thaw cycles.

This product is stable after storage at:

- The product MUST be stored at -70°C or lower upon receipt;
- -70°C for 12 months under sterile conditions.

ACRO Quality Management System

- QMS(ISO, GMP)
- Quality Advantages
- Quality Control Process

SDS-PAGE

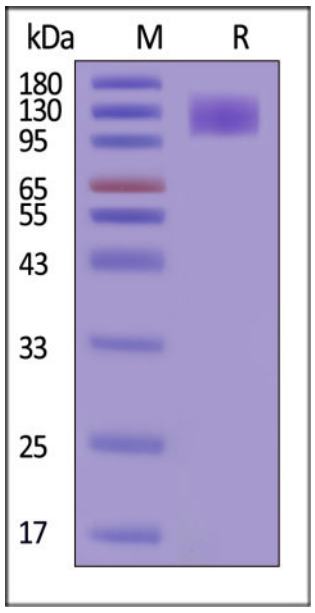

Human CEACAM-5 Protein, His Tag on SDS-PAGE under reducing (R) condition. The gel was stained with Coomassie Blue. The purity of the protein is greater than 95% (With Star Ribbon Pre-stained Protein Marker).

SEC-HPLC

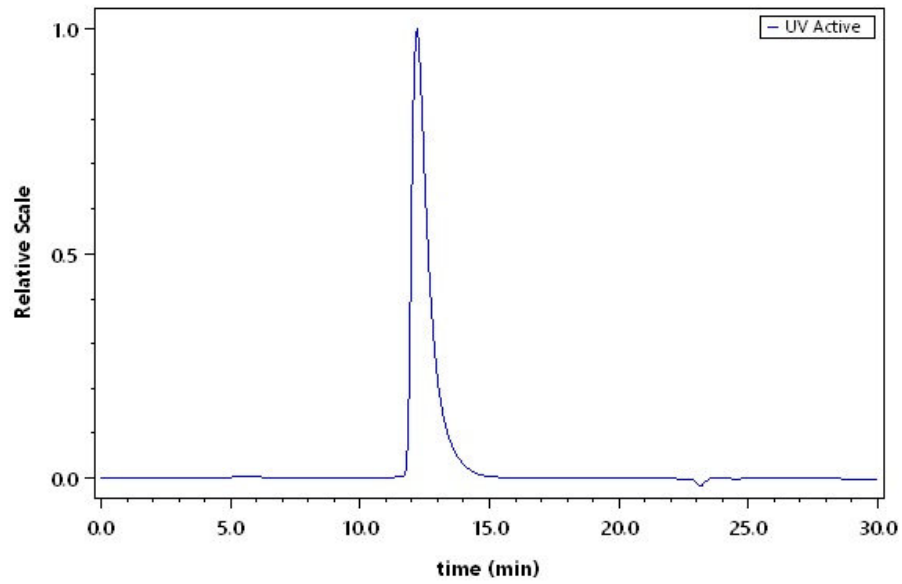

The purity of Human CEACAM-5 Protein, His Tag (Cat. No. CE5-H5226AI2) was greater than 95% as determined by SEC-HPLC.

Activity-SPR

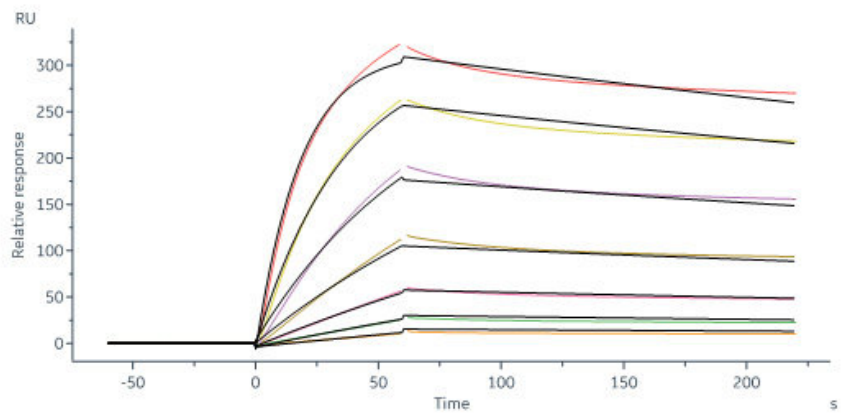

Labetuzumab captured on Protein A Chip can bind Human CEACAM-5 Protein, His Tag (Cat. No. CE5-H5226AI2) with an affinity constant of 3.96 nM as determined in a SPR assay (Biacore 8K) (QC tested).

Background

Carcinoembryonic antigen-related cell adhesion molecule 5 (CEACAM5) is also Carcinoembryonic antigen (CEA), Meconium antigen 100, CD antigen CD66e, CEACAM5 belongs to the immunoglobulin superfamily and CEA family. CEACAM5 contains seven Ig-like (immunoglobulin-like) domains. CEACAM5 is homodimer protein which binding of E.coli Dr adhesins leads to dissociation of the homodimer. CEACAM5 is cell surface glycoprotein that plays a role in cell adhesion and in intracellular signaling. CEACAM5 is receptor for E.coli Dr adhesins.

Discounts, Gifts, and more!