Human CEACAM-8 / CD66b Protein, His Tag

Catalog # CE8-H5224AI2

Application

Human CEACAM-8 Protein, His Tag AIDD-Ready protein is designed for direct use in SPR assays. It is supplied in a sugar-free, glycerol-free formulation to eliminate refractive index interference in SPR. No desalting or buffer exchange is required before use, simplifying the SPR workflow. Each tube features a unique barcode and bottom code for precise sample identification, supporting automated, high-throughput workflows and accelerating the transition from AI prediction to wet-lab validation.

Features and Advantages

- **Directly compatible with SPR:** No desalting or buffer exchange required; supplied as a liquid to reduce sample preparation and improve experimental efficiency.
- **High batch-to-batch consistency:** Each lot is released using SPR QC to ensure experimental reproducibility.
- **Validated with representative drugs:** SPR binding activity is validated using representative drug antibodies to ensure suitability for drug screening and evaluation.
- **Unique Tube Identification:** Each tube features a unique barcode and bottom code, supporting automated and high-throughput workflows. To request the product manifest, please contact our Technical Support team or click the button below.

Synonyms

CEACAM8, CD66b, CD67, CGM6, NCA-95

Source

Human CEACAM-8 Protein, His Tag (CE8-H5224AI2) is expressed from human 293 cells (HEK293). It contains AA Gln 35 - Ser 319 (Accession # NP_001807.2).

Predicted N-terminus: Gln 35

Molecular Characterization



This protein carries a polyhistidine tag at the C-terminus.

The protein has a calculated MW of 32.2 kDa. The protein migrates as 45-62 kDa when calibrated against Star Ribbon Pre-stained Protein Marker under reducing (R) condition (SDS-PAGE) due to glycosylation.

Purity

>95% as determined by SDS-PAGE.

>95% as determined by SEC-HPLC.

Formulation

Formulated in a proprietary trehalose-free buffer, supplied ready-to-use for SPR/BLI analysis - no buffer exchange required.

For detailed formulation, please refer to the batch-specific COA.

Shipping and Storage

This product is supplied and shipped on dry ice.

Please avoid repeated freeze-thaw cycles.

This product is stable after storage at:

- The product MUST be stored at -70°C or lower upon receipt;
- -70°C for 12 months under sterile conditions.

ACRO Quality Management System

- QMS(ISO, GMP)
- Quality Advantages
- Quality Control Process

SDS-PAGE



Human CEACAM-8 Protein, His Tag on SDS-PAGE under reducing (R) condition. The gel was stained with Coomassie Blue. The purity of the protein is greater than 95% (With Star Ribbon Pre-stained Protein Marker).

SEC-HPLC

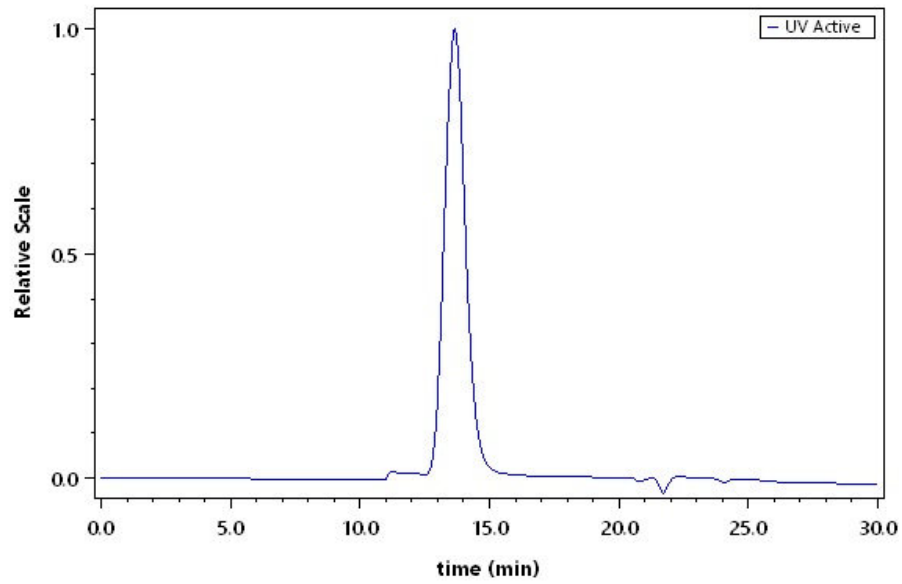

The purity of Human CEACAM-8 Protein, His Tag (Cat. No. CE8-H5224AI2) was greater than 95% as determined by SEC-HPLC.

Activity-SPR

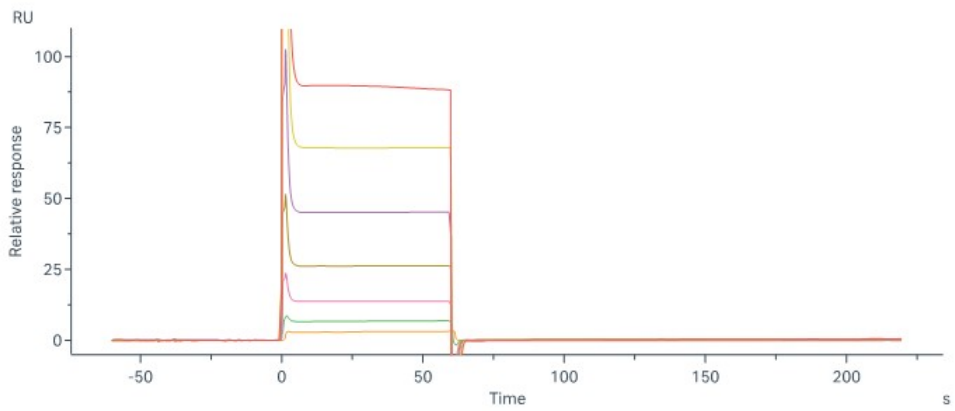

Human CEACAM-6, Fc Tag (Cat. No. CE6-H5254) captured on Protein A Chip can bind Human CEACAM-8 Protein, His Tag (Cat. No. CE8-H5224AI2) with an affinity constant of 5.9 μM as determined in a SPR assay (Biacore 8K) (QC tested).

Background

Carcinoembryonic antigen-related cell adhesion molecule 8 (CEACAM8) is also known as CD66b (Cluster of Differentiation 66b), CD66b, CD67, CGM6, NCA-95, and is one of seven human CEACAM family members within the immunoglobulin superfamily. CEACAM family members are a set of widely expressed proteins involved in several biological functions, including cell adhesion, migration, signal transduction, and the regulation of gene expression. Abnormal overexpression and downregulation of some CEACAMs have been described in tumor cells. In humans, CEACAMs include type I transmembrane proteins (CEACAM1, CEACAM3, and CEACAM4) and GPI-linked molecules (CEACAM5 through CEACAM8). There is no human CEACAM2. CEACAM8 is a single chain, two Ig-like C2-type (immunoglobulin-like) domains and one Ig-like V-type (immunoglobulin-like) domain. It is an activation marker for human granulocytes.

Discounts, Gifts, and more!
Acro
www.acrobiosystems.com