

# Mouse CXCR3 Full Length Protein (VLP)

Catalog # CX3-M52P7



BIOSYSTEMS  
**Acro**

## Application

- Immunization
- FACS
- Elisa

## Synonym

CD182, CD183, CKR-L2, CMKAR3, GPR9, IP10-R, Mig-R, MigR

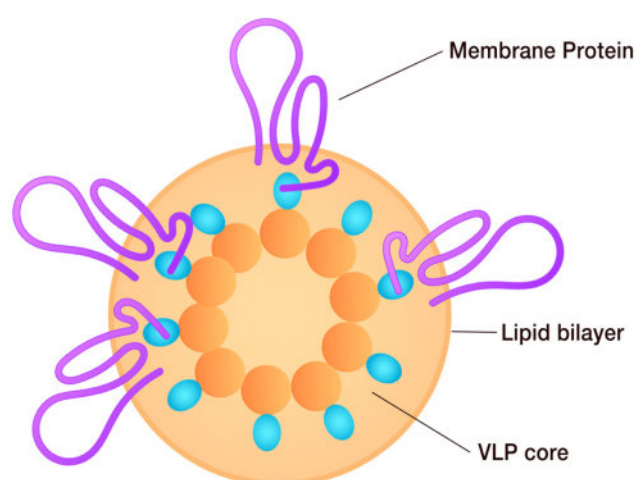
## Source

Mouse CXCR3 Full Length Protein (VLP) (CX3-M52P7) is expressed from human 293 cells (HEK293). It contains AA Tyr 2 - Leu 367 (Accession # [O88410](#)).

Predicted N-terminus: Asp

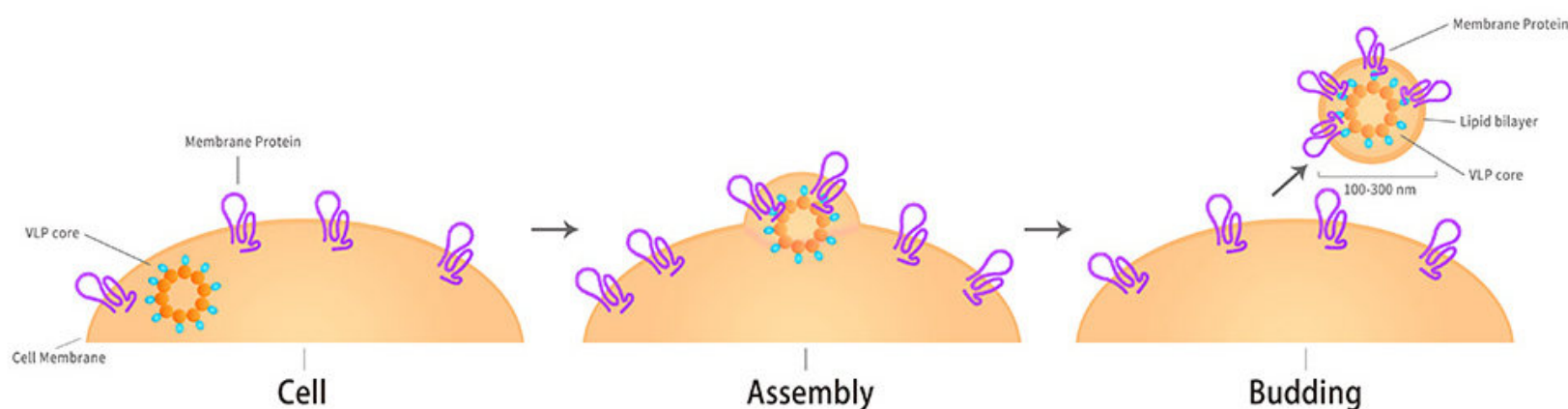
## Molecular Characterization

- Structure



Virus-like particles (VLPs) are protein particles that mimic the shape of viruses but lack a viral genome, and incorporating transmembrane proteins on the external surface.

- Synthesis Process



Virus-like particles (VLPs) are non-infectious structures that mimic the shape of viruses but lack a viral genome. During VLP production in cell systems, VLPs self-assemble into 100-200 nm protein particles, and incorporate transmembrane proteins into a VLP-MP complex, resulting in presentation of the protein on the external surface of the VLP. Their repetitive, multivalent surface display and **strong immunogenicity**, making them an excellent candidate for immunization.

## Formulation

The VLPs are highly immunogenic, so the immunization strategy should be optimized (antigen dose, regimen and adjuvant).

Supplied as 0.2 µm filtered solution in PBS, Arginine, pH7.4 with trehalose as protectant.

Contact us for customized product form or formulation.

## Shipping

This product is supplied and shipped with dry ice, please inquire the shipping cost.

## Storage

Please avoid repeated freeze-thaw cycles.

This product is stable after storage at:

- The product MUST be stored at -70°C or lower upon receipt;
- -70°C for 12 months under sterile conditions.

## ACRO Quality Management System

- [QMS\(ISO, GMP\)](#)
- [Quality Advantages](#)
- [Quality Control Process](#)

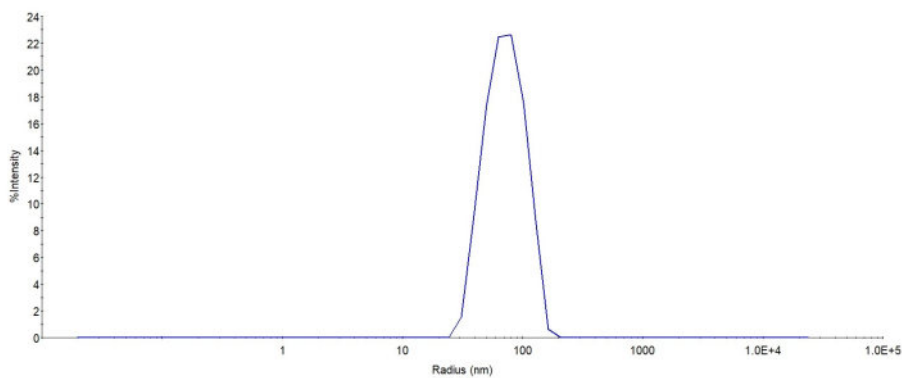
\*The isotype control of empty/mock VLP (Cat. No. [VLP-N5213](#)) is sold separately and not included in protein, you can follow [the link](#) for product information.

## Bioactivity-ELISA



Immobilized Mouse CXCR3 Full Length Protein (VLP) (Cat. No. CX3-M52P7) at 2 µg/mL (100 µL/well) can bind Anti-CXCR3 chimeric antibody with a linear range of 1-31 ng/mL (Routinely tested).

## Identity-DLS



The mean peak Radius of VLP is 60-100 nm with more than 95% intensity as determined by dynamic light scattering (DLS).

## Background

A chemokine receptor primarily expressed on activated T lymphocytes, NK cells, and some epithelial cells. It governs immune cell trafficking to sites of inflammation. In oncology, CXCR3 plays a dual role in promoting anti-tumor immunity while also facilitating metastasis in certain contexts.

Discounts, Gifts,  
and more!



[www.acrobiosystems.com](http://www.acrobiosystems.com)