

# Human CXCR5 Full Length Protein, His,Flag Tag (Detergent)

Catalog # CX5-H51D3



BIOSYSTEMS  
**Acro**

## Application

- Immunization
- Affinity testing (SPR / BLI)
- Screening ([ELISA](#))

## Synonym

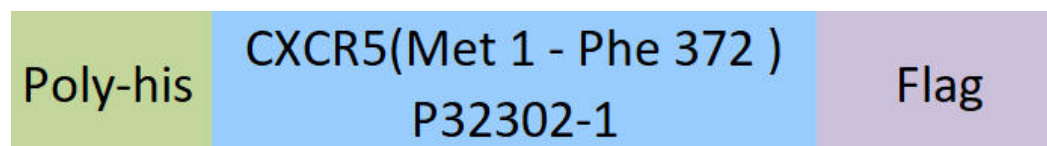
BLR1, CD185, MDR15

## Source

Detergent Human CXCR5 Full Length Protein, His,Flag Tag (CX5-H51D3) is expressed from *E. coli* cells. It contains AA Met 1 - Phe 372 (Accession # [P32302-1](#)).

Predicted N-terminus: Met

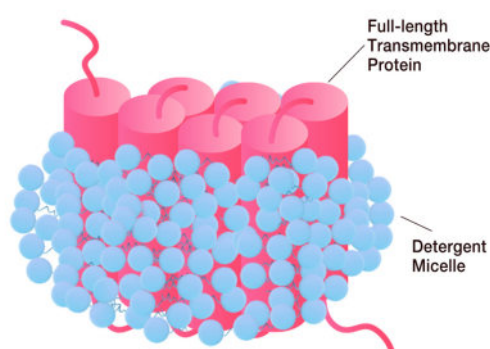
## Molecular Characterization



This protein carries a polyhistidine tag at the N-terminus and a Flag tag at the C-terminus.

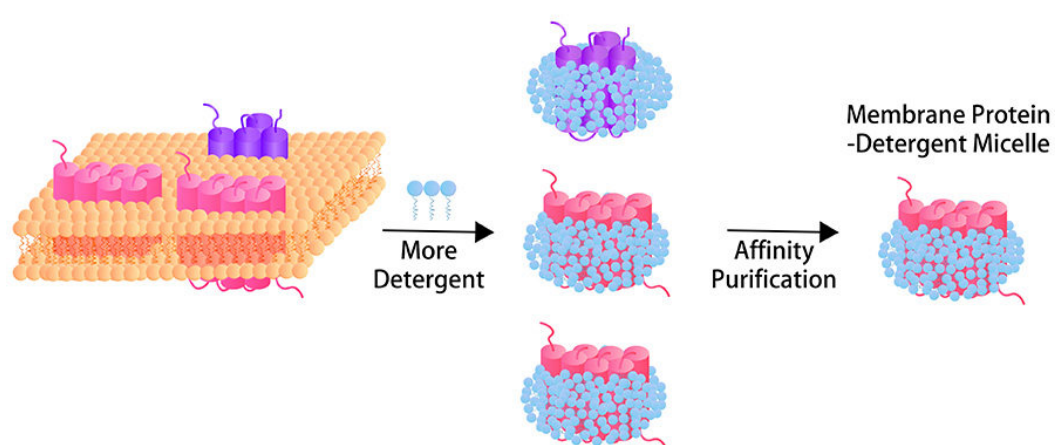
The protein has a calculated MW of 47.6 kDa. The protein migrates as Band dispersion when calibrated against [Star Ribbon Pre-stained Protein Marker](#) under reducing (R) condition (SDS-PAGE).

### • Structure



Each full-length transmembrane protein is encapsulated by detergent micelle.

### • Synthesis Process



Through **mild detergent micelle extraction**, dedicated solubilization, and stringent affinity purification, we maximally retain the native transmembrane conformation of full-length transmembrane proteins throughout downstream purification. This workflow yields purified, detergent-solubilized proteins free of unrelated membrane impurities and exogenous scaffold proteins, with **exceptional purity, accurate quantitation**, and well-preserved biological activity—ideal for immunization, binding assays in antibody discovery and screening (ELISA) and affinity testing (SPR and BLI), etc.

## Endotoxin

Less than 1.0 EU per  $\mu\text{g}$  by the LAL method / rFC method.

## Purity

>90% as determined by SDS-PAGE.

## Formulation

**This product is not suitable for cell based experiments due to cytotoxicity of detergent.**

**Detergent buffer is INDISPENSABLE to keep membrane protein soluble and active, under no circumstances should you remove detergent.**

Detergent buffer is sold separately and not included in protein, and please contact us if you need the buffer.

If glycerol is not compatible with your application, remove glycerol just before the immediate experiment, and NEVER store glycerol-free protein solution.

Supplied as 0.2 µm filtered solution in 50 mM HEPES, 150 mM NaCl, Buffer B, CHS, pH7.5 with glycerol as protectant.

Contact us for customized product form or formulation.

## Shipping

This product is supplied and shipped with dry ice, please inquire the shipping cost.

## Storage

Please avoid repeated freeze-thaw cycles.

This product is stable after storage at:

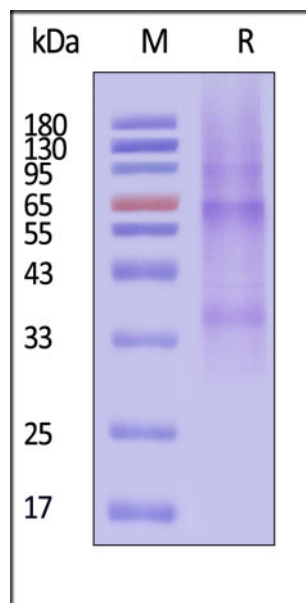
- The product MUST be stored at -70°C or lower upon receipt;
- -70°C for 12 months under sterile conditions.

## ACRO Quality Management System

- [QMS\(ISO, GMP\)](#).
- [Quality Advantages](#)
- [Quality Control Process](#)

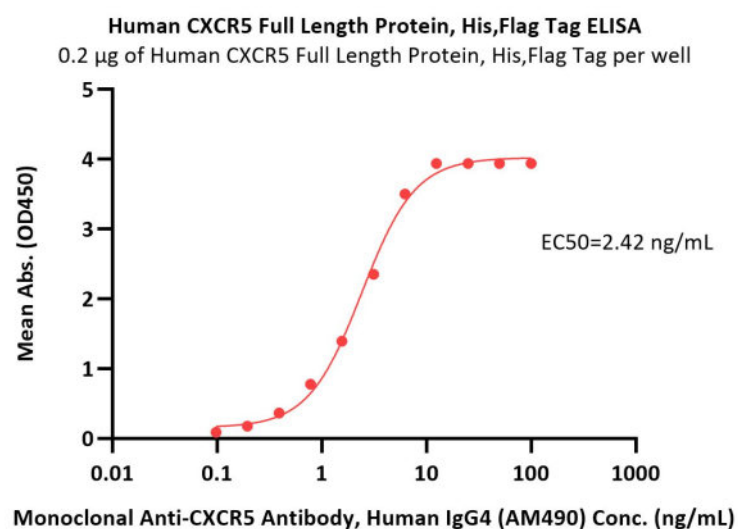
\*The detergent Buffer B (Cat. No. [LG-13](#)) is sold separately and not included in protein, you can follow [the link](#) for product information.

## SDS-PAGE



Human CXCR5 Full Length Protein, His,Flag Tag on SDS-PAGE under reducing (R) condition. The gel was stained with Coomassie Blue. The purity of the protein is greater than 90% (With [Star Ribbon Pre-stained Protein Marker](#)).

## Bioactivity-ELISA



Immobilized Human CXCR5 Full Length Protein, His,Flag Tag (Cat. No. CX5-H51D3) at 2 µg/mL (100 µL/well) can bind Monoclonal Anti-CXCR5 Antibody, Human IgG4 (AM490) with a linear range of 0.1-6 ng/mL (QC tested).

## Background

Cytokine receptor that binds to B-lymphocyte chemoattractant (BLC). Involved in B-cell migration into B-cell follicles of spleen and Peyer patches but not into those of mesenteric or peripheral lymph nodes. May have a regulatory function in Burkitt lymphoma (BL) lymphomagenesis and/or B-cell differentiation.

Discounts, Gifts,  
and more!



[www.acrobiosystems.com](http://www.acrobiosystems.com)