

Human CXCR6 / CD186 Full Length Protein (VLP)

Catalog # CX6-H52P3



BIOSYSTEMS
Acro

Application

- Immunization
- FACS
- Elisa

Synonym

BONZO, CD186, CDw186, STRL34, TYMSTR, C-X-C motif chemokine receptor 6

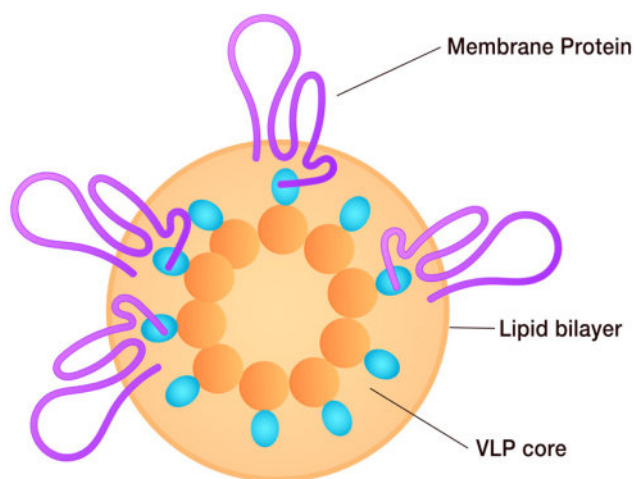
Source

Human CXCR6 Full Length Protein (VLP) (CX6-H52P3) is expressed from human 293 cells (HEK293). It contains AA Ala 2 - Leu 342 (Accession # [O00574-1](#)).

Predicted N-terminus: Asp

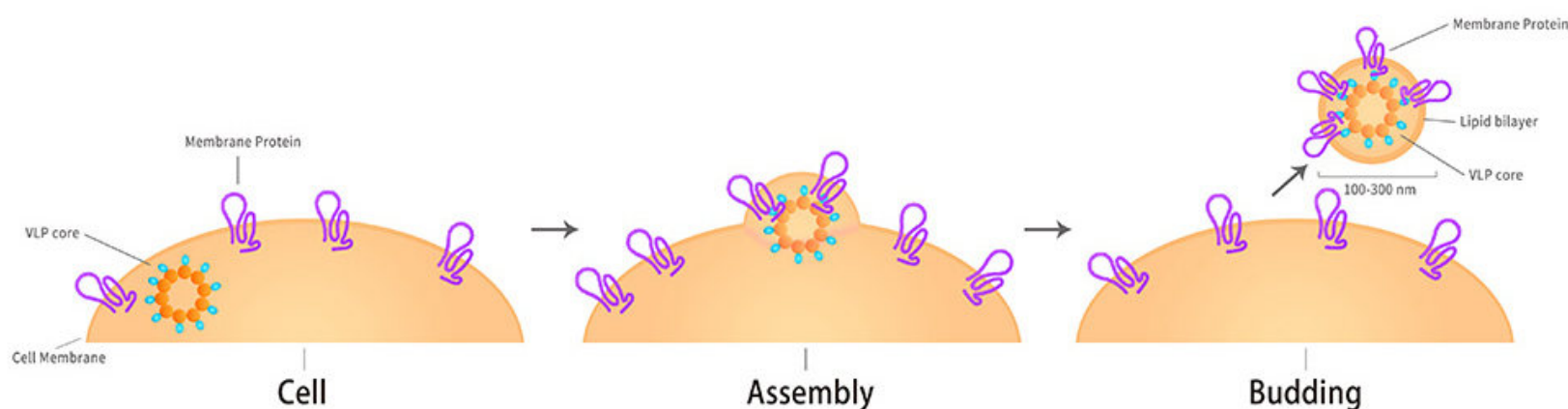
Molecular Characterization

- Structure



Virus-like particles (VLPs) are protein particles that mimic the shape of viruses but lack a viral genome, and incorporating transmembrane proteins on the external surface.

- Synthesis Process



Virus-like particles (VLPs) are non-infectious structures that mimic the shape of viruses but lack a viral genome. During VLP production in cell systems, VLPs self-assemble into 100-200 nm protein particles, and incorporate transmembrane proteins into a VLP-MP complex, resulting in presentation of the protein on the external surface of the VLP. Their repetitive, multivalent surface display and **strong immunogenicity**, making them an excellent candidate for immunization.

Endotoxin

Less than 1.0 EU per μg by the LAL method / rFC method.

Purity

>95% as determined by SEC-HPLC.

Formulation

The VLPs are highly immunogenic, so the immunization strategy should be optimized (antigen dose, regimen and adjuvant).

Supplied as 0.2 μm filtered solution in PBS, Arginine, pH7.4 with trehalose as protectant.

Contact us for customized product form or formulation.

Shipping

This product is supplied and shipped with dry ice, please inquire the shipping cost.

Storage

Please avoid repeated freeze-thaw cycles.

This product is stable after storage at:

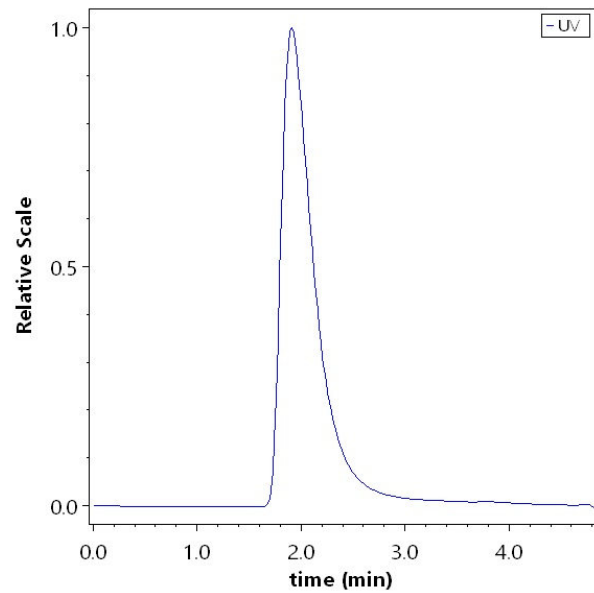
- The product **MUST** be stored at -70°C or lower upon receipt;
- -70°C for 12 months under sterile conditions.

ACRO Quality Management System

- [QMS\(ISO, GMP\)](#)
- [Quality Advantages](#)
- [Quality Control Process](#)

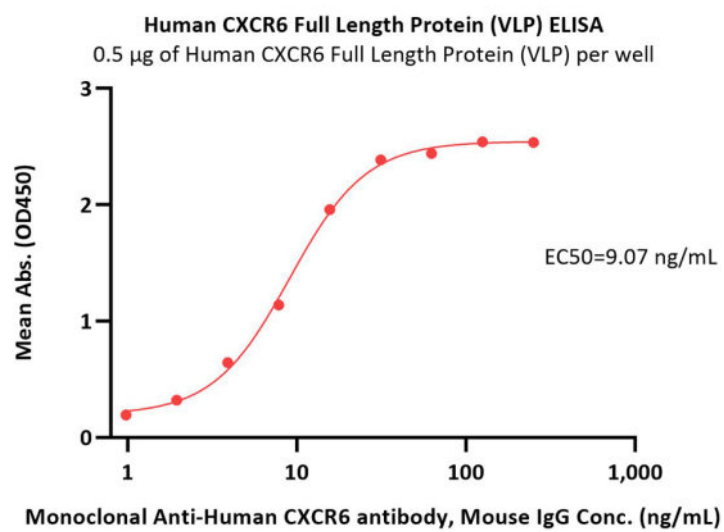
*The isotype control of empty/mock VLP (Cat. No. [VLP-N5213](#)) is sold separately and not included in protein, you can follow [the link](#) for product information.

SEC-HPLC



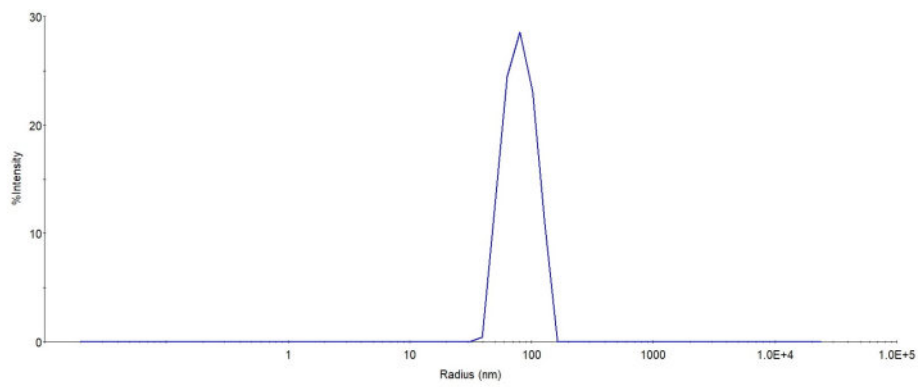
The purity of Human CXCR6 Full Length Protein (VLP) (Cat. No. CX6-H52P3) was greater than 95% as determined by SEC-HPLC.

Bioactivity-ELISA



Immobilized Human CXCR6 Full Length Protein (VLP) (Cat. No. CX6-H52P3) at 5 µg/mL (100 µL/well) can bind Monoclonal Anti-Human CXCR6 antibody, Mouse IgG with a linear range of 1-16 ng/mL (QC tested).

Identity-DLS



The mean peak Radius of VLP is 70-95 nm with more than 95% intensity as determined by dynamic light scattering (DLS).

Background

The receptor for CXCL16, expressed on activated T cells and NKT cells. It mediates cell adhesion and trafficking to peripheral tissues. The CXCR6-CXCL16 axis is implicated in liver fibrosis (NASH) and the retention of tissue-resident memory T cells, making it a target for modulating chronic inflammation and organ-specific immunity.

Discounts, Gifts,
and more!



www.acrobiosystems.com



4/29/2026