

Monoclonal Anti-Human Datopotamab Antibody, Mouse IgG1 (7D3) (MALS verified)

Catalog # DAB-MY2439a



BIOSYSTEMS
Acro

Source

Monoclonal Anti-Human Datopotamab Antibody, Mouse IgG1 (7D3) is a Mouse monoclonal antibody recombinantly expressed from HEK293 cells.

Clone

7D3

Species

Mouse

Isotype

Mouse IgG1 | Mouse Kappa

Conjugate

Unconjugated

Antibody Type

Recombinant Monoclonal

Reactivity

Human

Immunogen

Recombinant Human Datopotamab is expressed from human 293 cells

Specificity

Specifically recognizes Human Datopotamab; This antibody is a neutralizing antibody.

Purity

95% as determined by SDS-PAGE.

90% as determined by SEC-MALS.

Purification

Protein A purified / Protein G purified

Formulation

Lyophilized from a 0.22 µm-filtered solution in PBS (pH 7.4), with trehalose as protectant.

Please contact us for customized product forms or formulations.

Reconstitution

Please refer to the Certificate of Analysis (CoA) for specific instructions.

For best performance, we strongly recommend following the reconstitution protocol provided in the CoA.

Storage

For long term storage, the product should be stored in a lyophilized state at -20°C or lower.

Please avoid repeated freeze-thaw cycles.

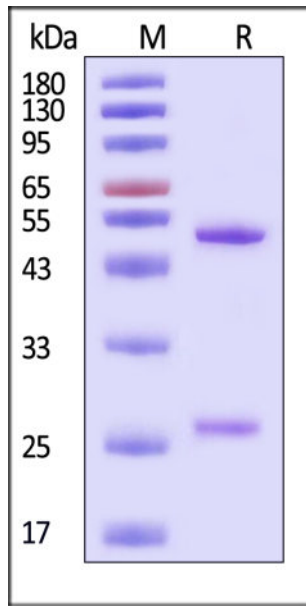
This product is stable after storage at:

- -20°C to -70°C for 12 months in lyophilized state;
- -70°C for 3 months under sterile conditions after reconstitution.

ACRO Quality Management System

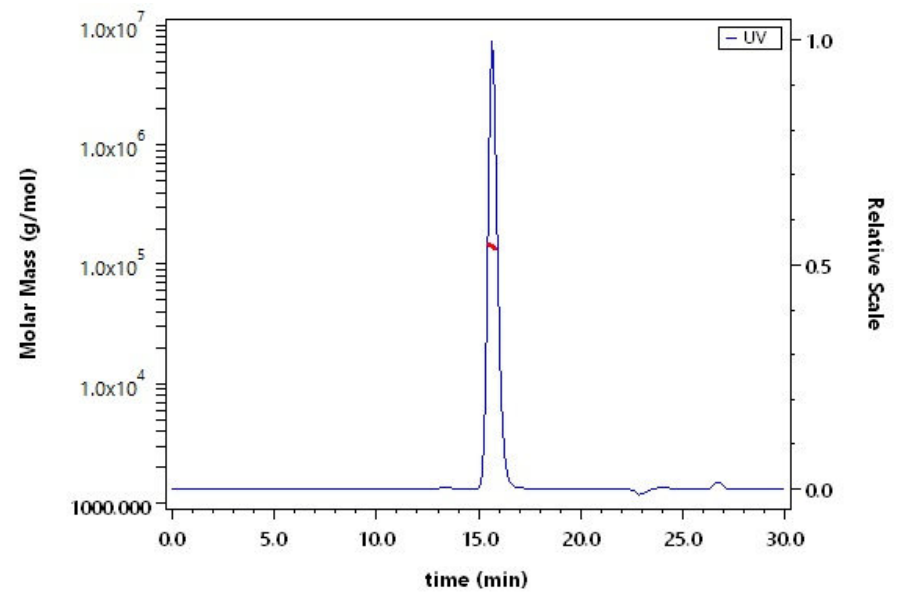
- [QMS\(ISO, GMP\)](#).
- [Quality Advantages](#)
- [Quality Control Process](#)

SDS-PAGE



Monoclonal Anti-Human Datopotamab Antibody, Mouse IgG1 (7D3) on SDS-PAGE under reducing (R) condition. The gel was stained with Coomassie Blue. The purity of the protein is greater than 95% (With [Star Ribbon Pre-stained Protein Marker](#)).

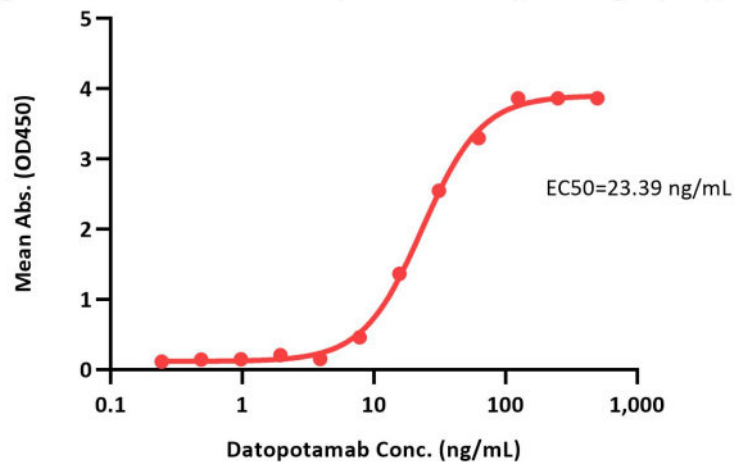
SEC-MALS



The purity of Monoclonal Anti-Human Datopotamab Antibody, Mouse IgG1 (7D3) (Cat. No. DAB-MY2439a) is more than 90% and the molecular weight of this protein is around 130-160 kDa verified by SEC-MALS.

Bioactivity-ELISA

Monoclonal Anti-Human Datopotamab Antibody, Mouse IgG1 (7D3) Sandwich ELISA
0.1 μ g of Monoclonal Anti-Human Datopotamab Antibody, Mouse IgG1 (7D3) per well



Immobilized Monoclonal Anti-Human Datopotamab Antibody, Mouse IgG1 (7D3) (Cat. No. DAB-MY2439a) at 1 μ g/mL, add Datopotamab and then add Biotinylated Monoclonal Anti-Human Datopotamab Antibody, Mouse IgG1 (5D6) (Cat. No. DAB-BLY2438) at 0.5 μ g/mL. Detection was performed using HRP-conjugated Streptavidin (Acro, Cat. No. STN-NH913) (QC tested).

Background

A humanized monoclonal IgG1 antibody that binds to human trophoblast cell surface antigen 2 (TROP2), a transmembrane glycoprotein overexpressed on the surface of various epithelial tumor cells. Datopotamab contains human constant regions and variable regions (complementarity-determining regions) derived from a murine antibody specific for TROP2. It is produced in a Chinese Hamster Ovary (CHO) mammalian cell expression system and has a molecular weight of approximately 148 kilodaltons.

Discounts, Gifts,
and more!



www.acrobiosystems.com

