Human DLL3 Protein, His Tag

Catalog # DL3-H52H4AI2

Application

Human DLL3 Protein, His Tag AIDD-Ready protein is designed for direct use in SPR assays. It is supplied in a sugar-free, glycerol-free formulation to eliminate refractive index interference in SPR. No desalting or buffer exchange is required before use, simplifying the SPR workflow. Each tube features a unique barcode and bottom code for precise sample identification, supporting automated, high-throughput workflows and accelerating the transition from AI prediction to wet-lab validation.

Features and Advantages

- **Directly compatible with SPR:** No desalting or buffer exchange required; supplied as a liquid to reduce sample preparation and improve experimental efficiency.
- **High batch-to-batch consistency:** Each lot is released using SPR QC to ensure experimental reproducibility.
- **Validated with representative drugs:** SPR binding activity is validated using representative drug antibodies to ensure suitability for drug screening and evaluation.
- **Unique Tube Identification:** Each tube features a unique barcode and bottom code, supporting automated and high-throughput workflows. To request the product manifest, please contact our Technical Support team or click the button below.

Synonyms

Delta3, delta-like 3 (Drosophila), delta-like protein 3, DLL3, Pudgy, SCDO1, SCDO1delta3

Source

Human DLL3 Protein, His Tag (DL3-H52H4AI2) is expressed from human 293 cells (HEK293). It contains AA Ala 27 - Leu 492 (Accession # Q9NYJ7-1).

Predicted N-terminus: Ala 27

Molecular Characterization



This protein carries a polyhistidine tag at the C-terminus.

The protein has a calculated MW of 50.4 kDa. The protein migrates as 90-130 kDa when calibrated against Star Ribbon Pre-stained Protein Marker under reducing (R) condition (SDS-PAGE) due to glycosylation.

Purity

>90% as determined by SDS-PAGE.

>90% as determined by SEC-HPLC.

Formulation

Formulated in a proprietary trehalose-free buffer, supplied ready-to-use for SPR/BLI analysis - no buffer exchange required.

For detailed formulation, please refer to the batch-specific COA.

Shipping and Storage

This product is supplied and shipped on dry ice.

Please avoid repeated freeze-thaw cycles.

This product is stable after storage at:

- The product MUST be stored at -70°C or lower upon receipt;
- -70°C for 12 months under sterile conditions.

ACRO Quality Management System

- QMS(ISO, GMP)
- Quality Advantages
- Quality Control Process

SDS-PAGE

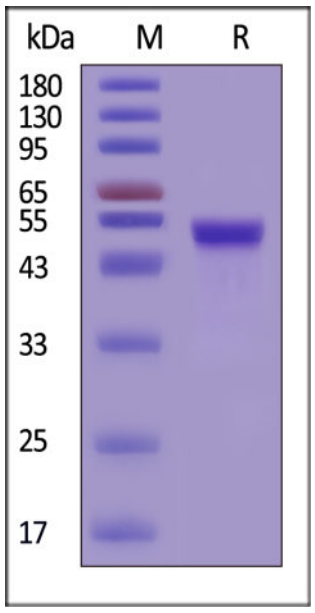

Human DLL3 Protein, His Tag on SDS-PAGE under reducing (R) condition. The gel was stained with Coomassie Blue. The purity of the protein is greater than 90% (With Star Ribbon Pre-stained Protein Marker).

SEC-HPLC

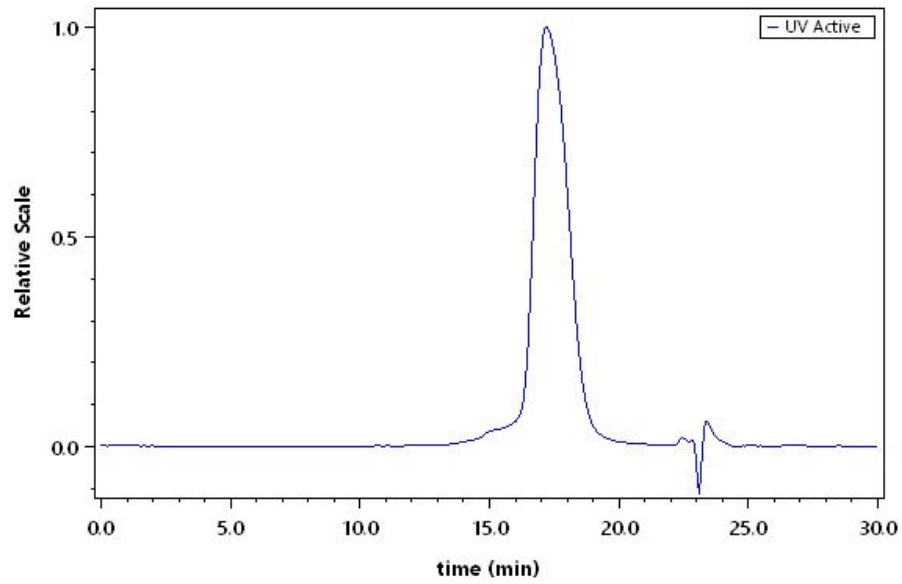

The purity of Human DLL3 Protein, His Tag (Cat. No. DL3-H52H4AI2) was greater than 90% as determined by SEC-HPLC.

Activity-SPR

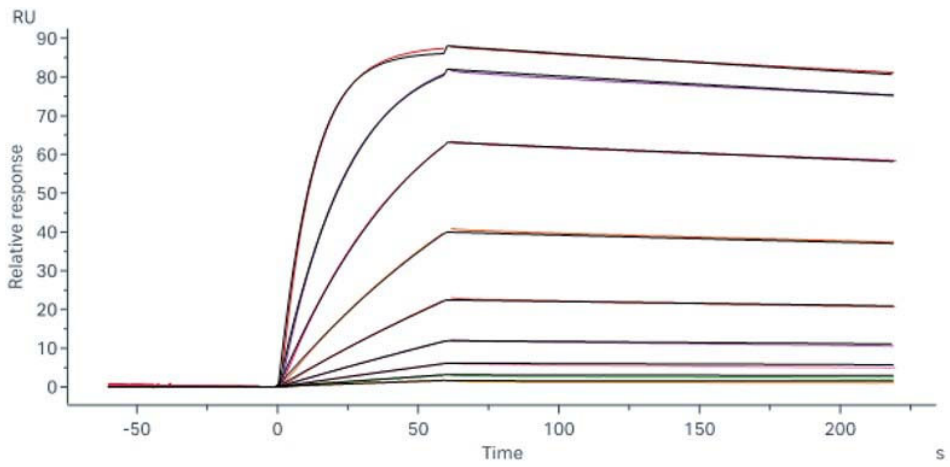

Anti-Human CD3E×DLL3 scFv Antibody captured on Protein A Chip can bind Human DLL3 Protein, His Tag (Cat. No. DL3-H52H4AI2) with an affinity constant of 0.566 nM as determined in a SPR assay (Biacore 8K) (QC tested).

Background

Delta-like protein 3 (DLL3) is a transmembrane protein that belongs to the Delta/Serrate/Lag-2 (DSL) family of Notch ligands.May be required to divert neurons along a specific differentiation pathway. Plays a role in the formation of somite boundaries during segmentation of the paraxial mesoderm. DLL3 protein is expressed on the surface of tumor cells but not in normal adult tissues.