

Biotinylated Canine FAP Protein, Avitag™, His Tag, active dimer (MALS verified)

Catalog # FAP-D82Q9



BIOSYSTEMS
Acro

Surprise Inside!

Synonym

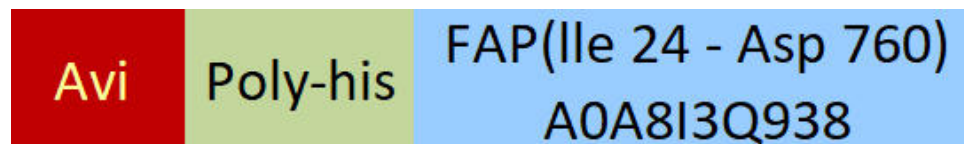
FAP, FAPalpha, SIMP, Seprase, APCE

Source

Biotinylated Canine FAP Protein, Avitag, His Tag (FAP-D82Q9) is expressed from human 293 cells (HEK293). It contains AA Ile 24 - Asp 760 (Accession # [A0A8I3Q938](#)).

Predicted N-terminus: Gly

Molecular Characterization



This protein carries an Avi tag (Avitag™) at the N-terminus, followed by a polyhistidine tag.

The protein has a calculated MW of 92.7 kDa. The protein migrates as 95-105 kDa when calibrated against [Star Ribbon Pre-stained Protein Marker](#) under reducing (R) condition (SDS-PAGE) due to glycosylation.

The protein is designed as a dimer.

Labeling

Biotinylation of this product is performed using Avitag™ technology. Briefly, the single lysine residue in the Avitag is enzymatically labeled with biotin.

Protein Ratio

Passed as determined by the HABA assay / binding ELISA.

Purity

>90% as determined by SDS-PAGE.

>90% as determined by SEC-MALS.

Formulation

Lyophilized from 0.22 µm filtered solution in PBS, pH7.4 with trehalose as protectant.

Contact us for customized product form or formulation.

Reconstitution

Please see Certificate of Analysis for specific instructions.

For best performance, we strongly recommend you to follow the reconstitution protocol provided in the CoA.

Storage

For long term storage, the product should be stored at lyophilized state at -20°C or lower.

Please avoid repeated freeze-thaw cycles.

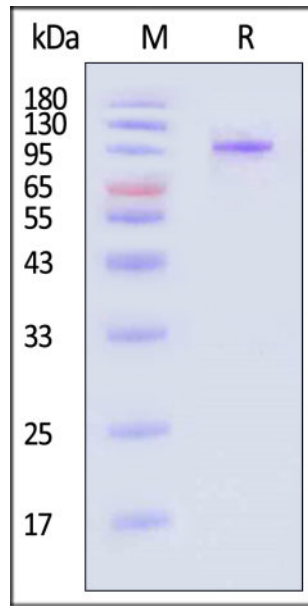
This product is stable after storage at:

- -20°C to -70°C for 12 months in lyophilized state;
- -70°C for 3 months under sterile conditions after reconstitution.

ACRO Quality Management System

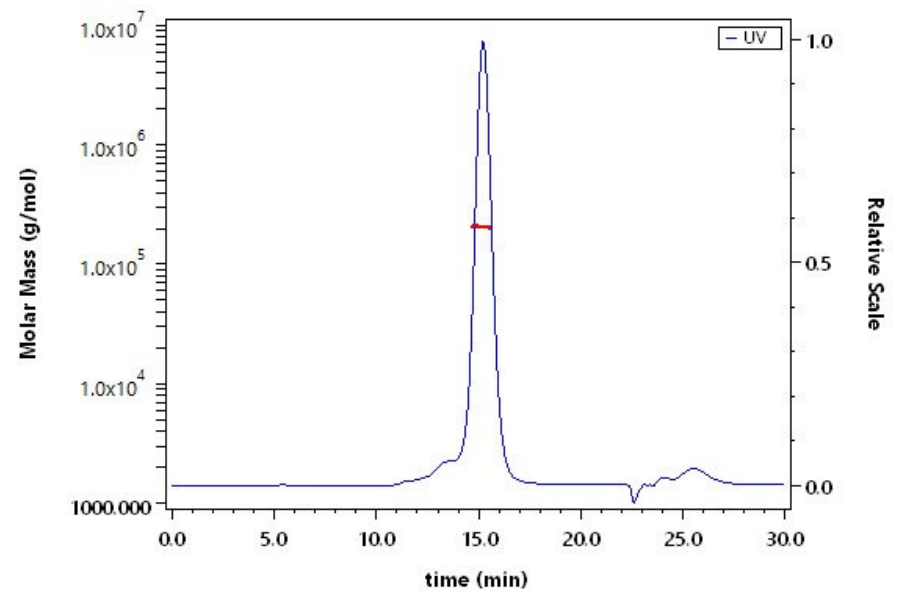
- [QMS\(ISO, GMP\)](#)
- [Quality Advantages](#)
- [Quality Control Process](#)

SDS-PAGE



Biotinylated Canine FAP Protein, Avitag,His Tag on SDS-PAGE under reducing (R) condition. The gel was stained with Coomassie Blue. The purity of the protein is greater than 90% (With [Star Ribbon Pre-stained Protein Marker](#)).

SEC-MALS



The purity of Biotinylated Canine FAP Protein, Avitag,His Tag (Cat. No. FAP-D82Q9) is more than 90% and the molecular weight of this protein is around 185-220 kDa verified by SEC-MALS.

Bioactivity

Measured by its ability to convert the substrate benzyloxycarbonyl-Gly-Pro-7-amido-4-methylcoumarin (Z-GP-AMC) to Z-Gly-Pro and 7-amino-4-methylcoumarin (AMC). The specific activity is >5000 pmol/min/μg (QC tested).

Background

FAP (also known as seprase) is a Type II transmembrane serine protease. Both plasma membrane and soluble forms exhibit post-proline cleaving endopeptidase activity, with a marked preference for Ala/Ser-Gly-Pro-Ser/Asn/Ala consensus sequences. Degrade also gelatin, heat-denatured type I collagen. Also has dipeptidyl peptidase activity, with a preference for Ala-Pro, Ile-Pro, Gly-Pro, Arg-Pro and Pro-Pro. The plasma membrane form, in association with either DPP4, PLAUR or integrins, is involved in the pericellular proteolysis of the extracellular matrix (ECM), and hence promotes cell adhesion, migration and invasion through the ECM. Promotes glioma cell invasion through the brain parenchyma by degrading the proteoglycan brevican. Acts as a tumor suppressor in melanocytic cells through regulation of cell proliferation and survival in a serine protease activity-independent manner.

Discounts, Gifts,
and more!



www.acrobiosystems.com

