Human GCGR / Glucagon receptor Protein, His Tag

Catalog # GCR-H52H3AI2

Application

Human GCGR Protein, His Tag AIDD-Ready protein is designed for direct use in SPR assays. It is supplied in a sugar-free, glycerol-free formulation to eliminate refractive index interference in SPR. No desalting or buffer exchange is required before use, simplifying the SPR workflow. Each tube features a unique barcode and bottom code for precise sample identification, supporting automated, high-throughput workflows and accelerating the transition from AI prediction to wet-lab validation.

Features and Advantages

- **Directly compatible with SPR:** No desalting or buffer exchange required; supplied as a liquid to reduce sample preparation and improve experimental efficiency.
- **High batch-to-batch consistency:** Each lot is released using SPR QC to ensure experimental reproducibility.
- **Validated with representative drugs:** SPR binding activity is validated using representative drug antibodies to ensure suitability for drug screening and evaluation.
- **Unique Tube Identification:** Each tube features a unique barcode and bottom code, supporting automated and high-throughput workflows. To request the product manifest, please contact our Technical Support team or click the button below.

Synonyms

Glucagon R, GCGR, Glucagon receptor

Source

Human GCGR Protein, His Tag (GCR-H52H3AI2) is expressed from human 293 cells (HEK293). It contains AA Ala 26 - Lys 136 (Accession # P47871-1).

Predicted N-terminus: Ala 26

Molecular Characterization

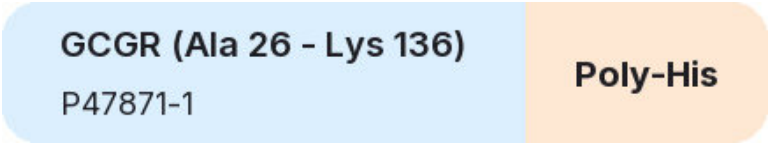

This protein carries a polyhistidine tag at the C-terminus.

The protein has a calculated MW of 14.9 kDa. The protein migrates as 27-37 kDa when calibrated against Star Ribbon Pre-stained Protein Marker under reducing (R) condition (SDS-PAGE) due to glycosylation.

Purity

>90% as determined by SDS-PAGE.

>90% as determined by SEC-HPLC.

Formulation

Formulated in a proprietary trehalose-free buffer, supplied ready-to-use for SPR/BLI analysis - no buffer exchange required.

For detailed formulation, please refer to the batch-specific COA.

Shipping and Storage

This product is supplied and shipped on dry ice.

Please avoid repeated freeze-thaw cycles.

This product is stable after storage at:

- The product MUST be stored at -70°C or lower upon receipt;
- -70°C for 12 months under sterile conditions.

ACRO Quality Management System

- QMS(ISO, GMP)
- Quality Advantages
- Quality Control Process

SDS-PAGE

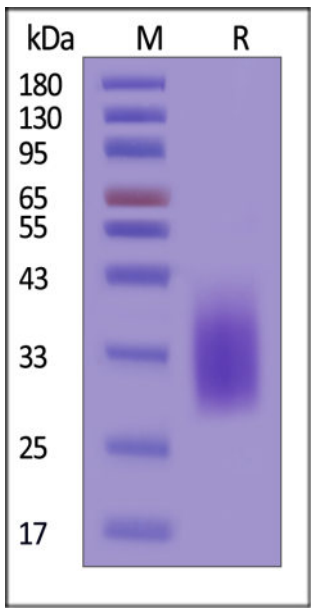

Human GCGR Protein, His Tag on SDS-PAGE under reducing (R) condition. The gel was stained with Coomassie Blue. The purity of the protein is greater than 90% (With Star Ribbon Pre-stained Protein Marker).

SEC-HPLC

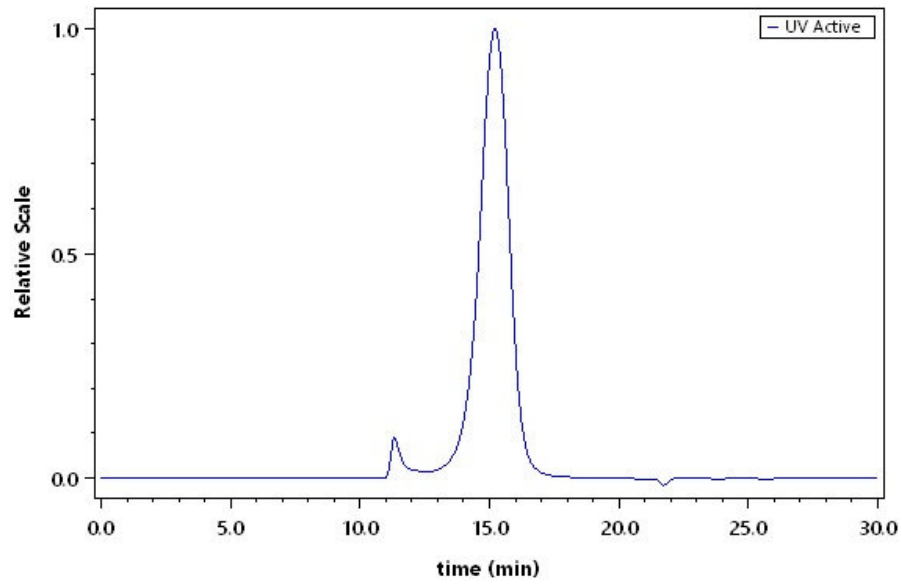

The purity of Human GCGR Protein, His Tag (Cat. No. GCR-H52H3AI2) was greater than 90% as determined by SEC-HPLC.

Activity-SPR

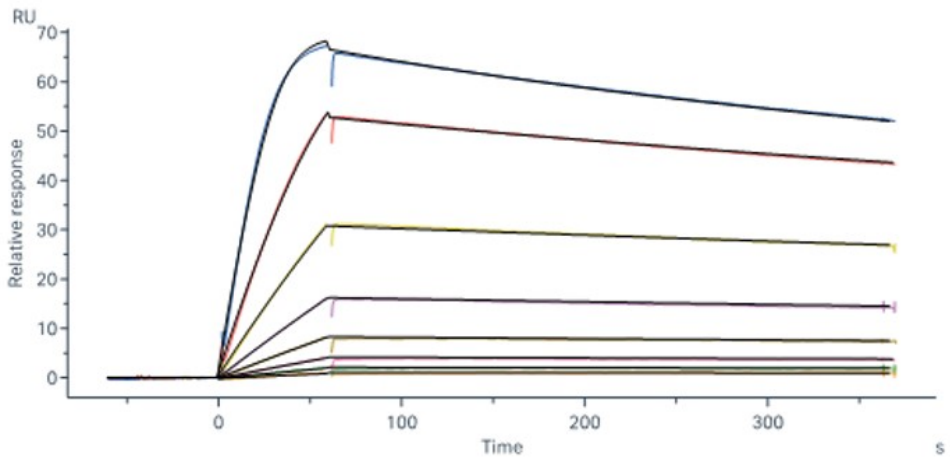

Volagidemab (biosimilar) captured on Protein A Chip can bind Human GCGR Protein, His Tag (Cat. No. GCR-H52H3AI2) with an affinity constant of 228 pM as determined in a SPR assay (Biacore 8K) (QC tested).

Background

The protein encoded by this gene is a glucagon receptor that is important in controlling blood glucose levels. Defects in this gene are a cause of type 2 diabetes mellitus (T2DM) . The ever increasing prevalence of type 2 diabetes mellitus in the developed and developing nations calls for the introduction of new and more effective treatments. Glucagon receptor (GCGR) antagonists are highly validated in preclinical models of T2DM and thus have the potential to be developed as a new therapy.

Discounts, Gifts, and more!