

Human Glypican 3 / GPC3 (S495A, S509A) Protein, His Tag, low endotoxin (MALS verified)

Catalog # GP3-H52H8



BIOSYSTEMS
Acro

Surprise Inside!

Synonym

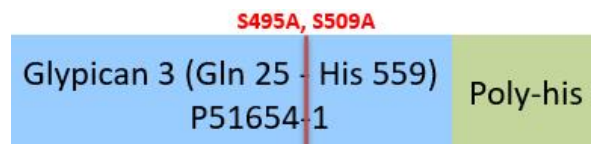
GPC3, OCI5, Glypican-3, GTR2-2, MXR7, DGSX, SDYS, SGB, SGBS, SGBS1

Source

Human Glypican 3 (S495A, S509A), His Tag (GP3-H52H8) is expressed from human 293 cells (HEK293). It contains AA Gln 25 - His 559 (Accession # [P51654-1](#) (S495A, S509A)).

Predicted N-terminus: Gln 25 & Ser 359

Molecular Characterization



This protein carries a polyhistidine tag at the C-terminus.

The protein has a calculated MW of 38.1 kDa & 24.5 kDa. The protein migrates as 28-32 kDa, 42-45 kDa and 65-75 kDa when calibrated against [Star Ribbon Pre-stained Protein Marker](#) under reducing (R) condition (SDS-PAGE) due to glycosylation.

Endotoxin

Less than 0.01 EU per µg by the LAL method / rFC method.

Purity

>90% as determined by SDS-PAGE.

>95% as determined by SEC-MALS.

Formulation

Lyophilized from 0.22 µm filtered solution in PBS, pH7.4 with trehalose as protectant.

Contact us for customized product form or formulation.

Reconstitution

Please see Certificate of Analysis for specific instructions.

For best performance, we strongly recommend you to follow the reconstitution protocol provided in the CoA.

Storage

For long term storage, the product should be stored at lyophilized state at -20°C or lower.

Please avoid repeated freeze-thaw cycles.

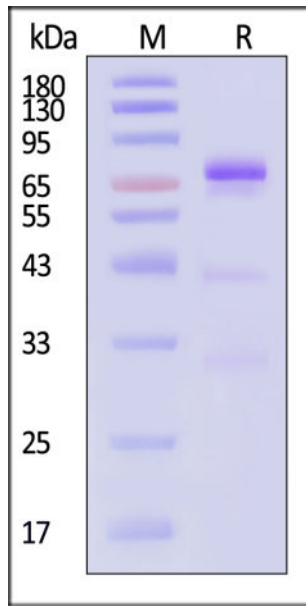
This product is stable after storage at:

- -20°C to -70°C for 12 months in lyophilized state;
- -70°C for 3 months under sterile conditions after reconstitution.

ACRO Quality Management System

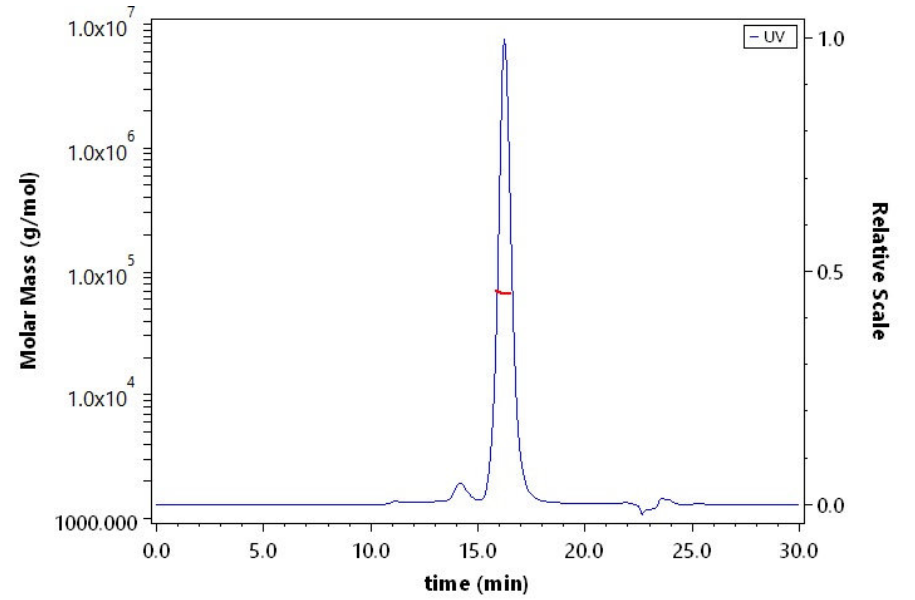
- [QMS\(ISO, GMP\)](#)
- [Quality Advantages](#)
- [Quality Control Process](#)

SDS-PAGE



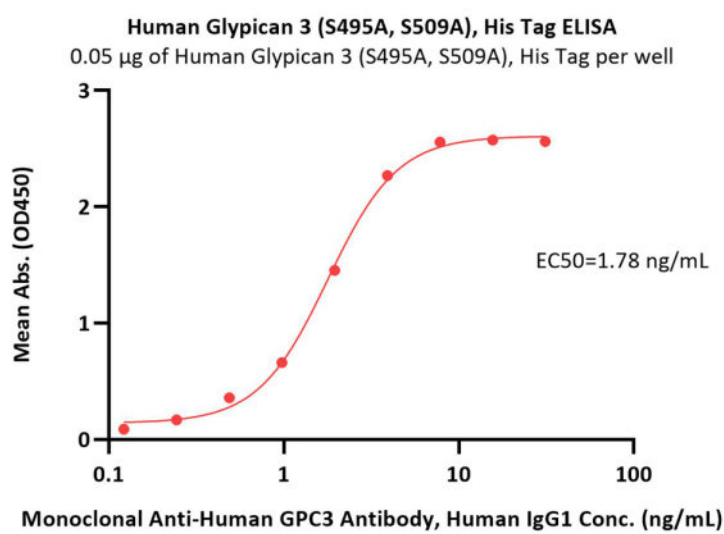
Human Glypican 3 (S495A, S509A), His Tag on SDS-PAGE under reducing (R) condition. The gel was stained with Coomassie Blue. The purity of the protein is greater than 90% (With [Star Ribbon Pre-stained Protein Marker](#)).

SEC-MALS



The purity of Human Glypican 3 (S495A, S509A), His Tag (Cat. No. GP3-H52H8) is more than 95% and the molecular weight of this protein is around 60-75 kDa verified by SEC-MALS.

Bioactivity-ELISA



Immobilized Human Glypican 3 (S495A, S509A), His Tag (Cat. No. GP3-H52H8) at 0.5 µg/mL (100 µL/well) can bind Monoclonal Anti-Human GPC3 Antibody, Human IgG1 with a linear range of 0.1-4 ng/mL (QC tested).

Background

Glypican-3 (GPC3) is also known as Intestinal protein OCI-5, GTR2-2, MXR7, which belongs to the glypican family. Glypican 3 / GPC-3 is highly expressed in lung, liver and kidney. Glypican-3 inhibits the dipeptidyl peptidase activity of DPP4. Glypican-3 may be involved in the suppression/modulation of growth in the predominantly mesodermal tissues and organs, and also may play a role in the modulation of IGF2 interactions with its receptor and thereby modulate its function.

Discounts, Gifts,
and more!



www.acrobiosystems.com



2/25/2026