Human Her2 / ErbB2 Protein, His Tag

Catalog # HE2-H5225AI2

Application

Human Her2 Protein, His Tag AIDD-Ready protein is designed for direct use in SPR assays. It is supplied in a sugar-free, glycerol-free formulation to eliminate refractive index interference in SPR. No desalting or buffer exchange is required before use, simplifying the SPR workflow. Each tube features a unique barcode and bottom code for precise sample identification, supporting automated, high-throughput workflows and accelerating the transition from AI prediction to wet-lab validation.

Features and Advantages

- **Directly compatible with SPR:** No desalting or buffer exchange required; supplied as a liquid to reduce sample preparation and improve experimental efficiency.
- **High batch-to-batch consistency:** Each lot is released using SPR QC to ensure experimental reproducibility.
- **Validated with representative drugs:** SPR binding activity is validated using representative drug antibodies to ensure suitability for drug screening and evaluation.
- **Unique Tube Identification:** Each tube features a unique barcode and bottom code, supporting automated and high-throughput workflows. To request the product manifest, please contact our Technical Support team or click the button below.

Synonyms

ERBB2, CD340, HER-2, neu, HER2, MLN19, NEU, NGL, TKR1

Source

Human Her2 Protein, His Tag (HE2-H5225AI2) is expressed from human 293 cells (HEK293). It contains AA Thr 23 - Thr 652 (Accession # P04626-1).

Predicted N-terminus: Thr 23

Molecular Characterization

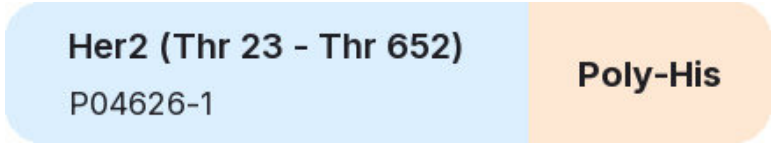

This protein carries a polyhistidine tag at the C-terminus.

The protein has a calculated MW of 70.2 kDa. The protein migrates as 90-110 kDa when calibrated against Star Ribbon Pre-stained Protein Marker under reducing (R) condition (SDS-PAGE) due to glycosylation.

Purity

>90% as determined by SDS-PAGE.

>90% as determined by SEC-HPLC.

Formulation

Formulated in a proprietary trehalose-free buffer, supplied ready-to-use for SPR/BLI analysis - no buffer exchange required.

For detailed formulation, please refer to the batch-specific COA.

Shipping and Storage

This product is supplied and shipped on dry ice.

Please avoid repeated freeze-thaw cycles.

This product is stable after storage at:

- The product MUST be stored at -70°C or lower upon receipt;
- -70°C for 12 months under sterile conditions.

ACRO Quality Management System

- QMS(ISO, GMP)
- Quality Advantages
- Quality Control Process

SDS-PAGE

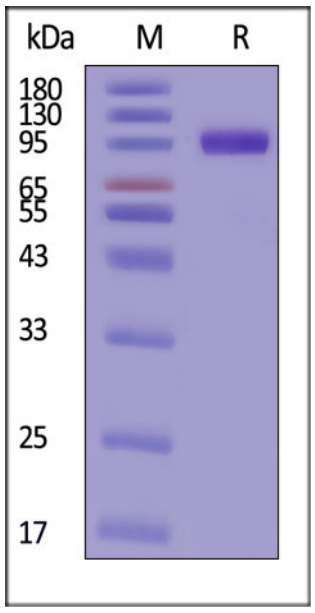

Human Her2 Protein, His Tag on SDS-PAGE under reducing (R) condition. The gel was stained with Coomassie Blue. The purity of the protein is greater than 90% (With Star Ribbon Pre-stained Protein Marker).

SEC-HPLC

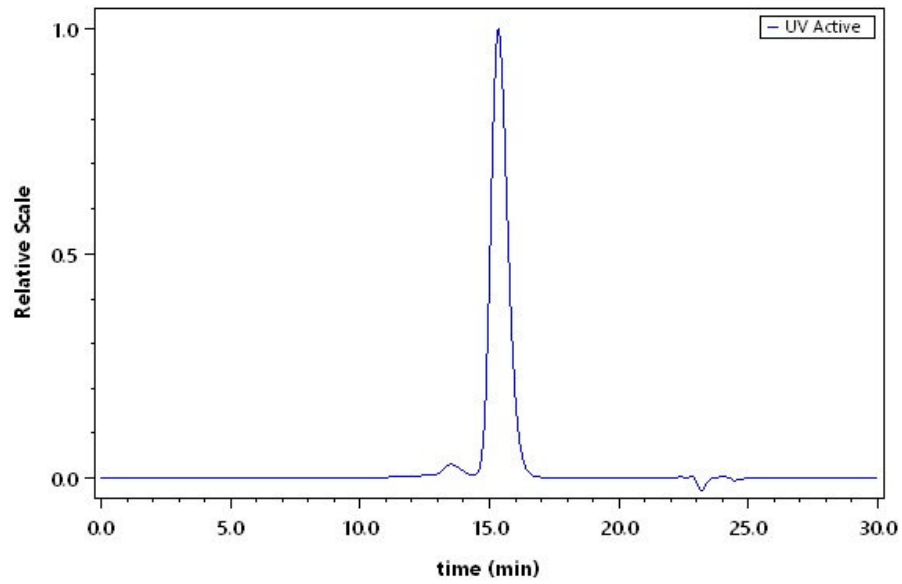

The purity of Human Her2 Protein, His Tag (Cat. No. HE2-H5225AI2) was greater than 90% as determined by SEC-HPLC.

Activity-SPR

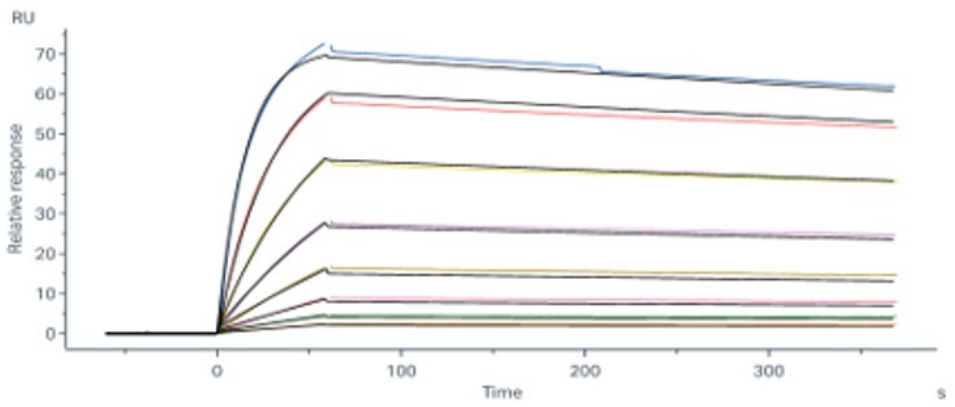

Disitamab (biosimilar) captured on Protein A Chip can bind Human Her2 Protein, His Tag (Cat. No. HE2-H5225AI2) with an affinity constant of 0.815 nM as determined in a SPR assay (Biacore 8K) (QC tested).

Background

Human Epidermal growth factor Receptor 2 (HER2) is also called ERBB2, HER-2,HER-2 /neu, NEU, NGL,TKR1 and c-erb B2,and is a protein giving higher aggressiveness in breast cancers. It is a member of the ErbB protein family, more commonly known as the epidermal growth factor receptor family. HER2 is a cell membrane surface-bound receptor tyrosine kinase and is normally involved in the signal transduction pathways leading to cell growth and differentiation. HER2 is thought to be an orphan receptor, with none of the EGF family of ligands able to activate it. Approximately 30% of breast cancers have an amplification of the HER2 gene or overexpression of its protein product. Overexpression of this receptor in breast cancer is associated with increased disease recurrence and worse prognosis. HER2 appears to play roles in development, cancer, communication at the neuromuscular junction and regulation of cell growth and differentiation .

Discounts, Gifts, and more!