

Human IL-1RL1 / ST2 Protein, His Tag, low endotoxin (MALS verified)

Catalog # IL1-H5229



BIOSYSTEMS
Acro

Synonym

IL1RL1, DER4, FIT-1, IL33R, ST2, ST2L, ST2V, T1

Source

Human IL-1RL1, His Tag (IL1-H5229) is expressed from human 293 cells (HEK293). It contains AA Lys 19 - Phe 328 (Accession # [Q01638-2](#)).

Predicted N-terminus: Lys 19

Molecular Characterization

IL-1RL1(Lys 19 - Phe 328) Q01638-2	Poly-his
---------------------------------------	----------

This protein carries a polyhistidine tag at the C-terminus.

The protein has a calculated MW of 36.9 kDa. The protein migrates as 48-60 kDa under reducing (R) condition (SDS-PAGE) due to glycosylation.

Endotoxin

Less than 0.01 EU per µg by the LAL method / rFC method.

Purity

>95% as determined by SDS-PAGE.

>95% as determined by SEC-MALS.

Formulation

Lyophilized from 0.22 µm filtered solution in PBS, pH7.4 with trehalose as protectant.

Contact us for customized product form or formulation.

Reconstitution

Please see Certificate of Analysis for specific instructions.

For best performance, we strongly recommend you to follow the reconstitution protocol provided in the CoA.

Storage

For long term storage, the product should be stored at lyophilized state at -20°C or lower.

Please avoid repeated freeze-thaw cycles.


This product is stable after storage at:

- -20°C to -70°C for 12 months in lyophilized state;
- -70°C for 3 months under sterile conditions after reconstitution.

ACRO Quality Management System

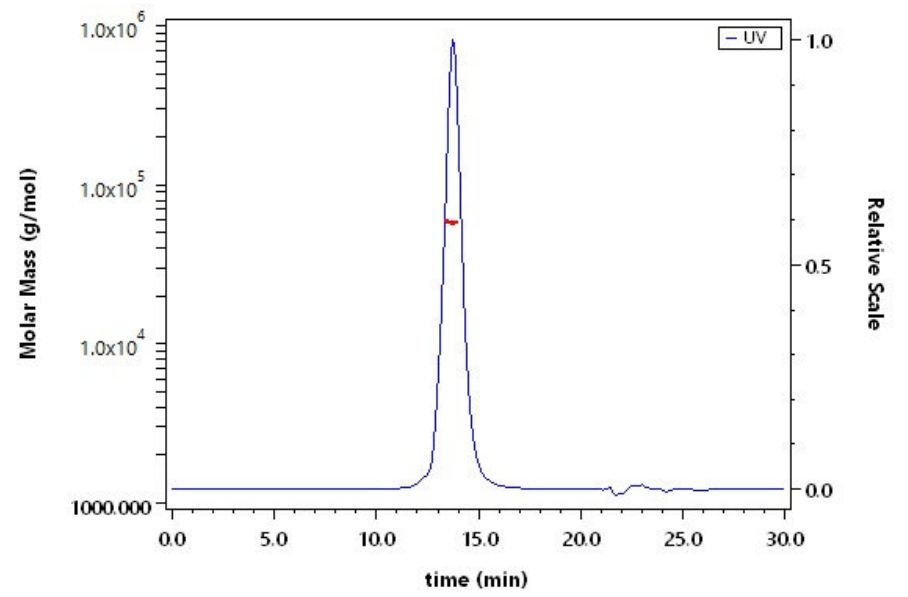
- [QMS\(ISO, GMP\)](#)
- [Quality Advantages](#)
- [Quality Control Process](#)

SDS-PAGE



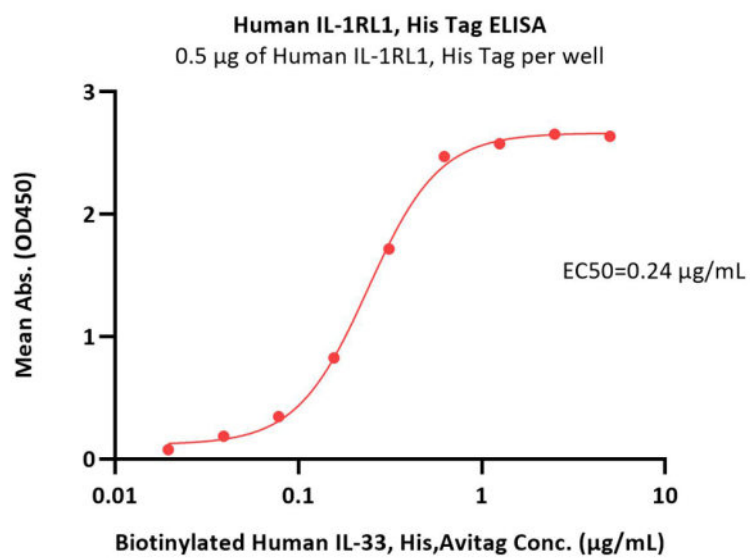
Human IL-1RL1, His Tag on SDS-PAGE under reducing (R) condition. The gel was stained with Coomassie Blue. The purity of the protein is greater than 95%.

SEC-MALS



The purity of Human IL-1RL1, His Tag (Cat. No. IL1-H5229) is more than 95% and the molecular weight of this protein is around 49-66 kDa verified by SEC-MALS.

Bioactivity-ELISA



Immobilized Human IL-1RL1, His Tag (Cat. No. IL1-H5229) at 5 µg/mL (100 µL/well) can bind Biotinylated Human IL-33, His, Avitag (Cat. No. IL3-H82H5) with a linear range of 0.02-1.25 µg/mL (QC tested).

Background

Interleukin 1 receptor-like 1 (IL1RL1) is also known as ST2, DER4, FIT-1, IL33R, ST2L, ST2V, which belongs to the interleukin-1 receptor family. IL1RL1 contains three Ig-like C2-type (immunoglobulin-like) domains and one TIR domain. IL1RL1 is receptor for interleukin-33 (IL-33), its stimulation recruits MYD88, IRAK1, IRAK4, and TRAF6, followed by phosphorylation of MAPK3/ERK1 and/or MAPK1/ERK2, MAPK14, and MAPK8. IL1RL1 possibly involved in helper T-cell function. IL1RL1 can interact with MYD88, IRAK1, IRAK4, and TRAF6.

Discounts, Gifts,
and more!



www.acrobiosystems.com

