

# Biotinylated Cynomolgus IL-22 Protein, His,Avitag™ (MALS verified & SPR verified)

Catalog # IL2-C82E3



BIOSYSTEMS  
**Acro**

## Synonym

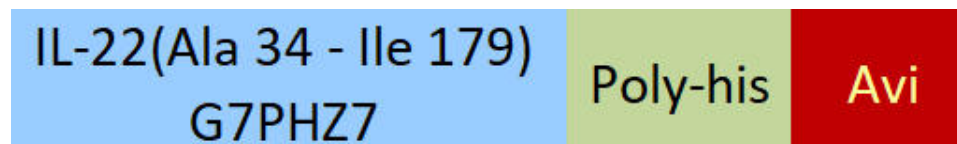
IL-22, IL-TIF, ZCYTO18

## Source

Biotinylated Cynomolgus IL-22 Protein, His,Avitag (IL2-C82E3) is expressed from human 293 cells (HEK293). It contains AA Ala 34 - Ile 179 (Accession # [G7PHZ7](#)).

Predicted N-terminus: Ala 34

## Molecular Characterization



This protein carries a polyhistidine tag at the C-terminus, followed by an Avi tag (Avitag™).

The protein has a calculated MW of 20.2 kDa. The protein migrates as 28-38 kDa when calibrated against [Star Ribbon Pre-stained Protein Marker](#) under reducing (R) condition (SDS-PAGE) due to glycosylation.

## Labeling

**Biotinylation of this product is performed using Avitag™ technology. Briefly, the single lysine residue in the Avitag is enzymatically labeled with biotin.**

## Protein Ratio

Passed as determined by the HABA assay / binding ELISA.

## Purity

>95% as determined by SDS-PAGE.

>90% as determined by SEC-MALS.

## Formulation

Lyophilized from 0.22 µm filtered solution in PBS, pH7.4 with trehalose as protectant.

Contact us for customized product form or formulation.

## Reconstitution

Please see Certificate of Analysis for specific instructions.

**For best performance, we strongly recommend you to follow the reconstitution protocol provided in the CoA.**

## Storage

For long term storage, the product should be stored at lyophilized state at -20°C or lower.

**Please avoid repeated freeze-thaw cycles.**

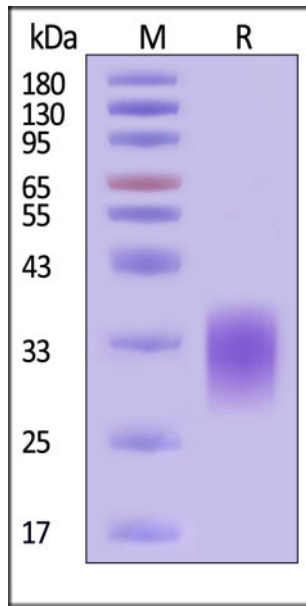
This product is stable after storage at:

- -20°C to -70°C for 12 months in lyophilized state;
- -70°C for 3 months under sterile conditions after reconstitution.

## ACRO Quality Management System

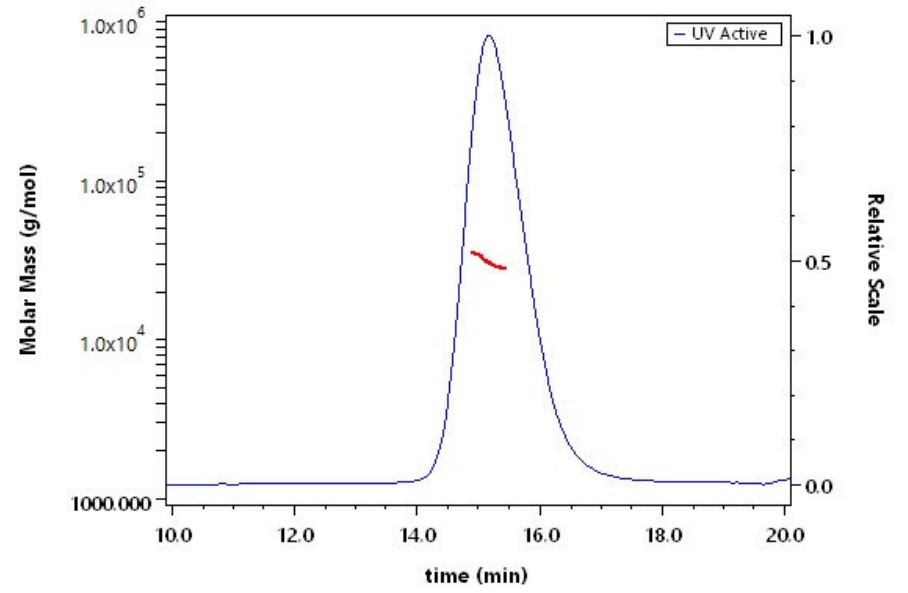
- [QMS\(ISO, GMP\)](#)
- [Quality Advantages](#)
- [Quality Control Process](#)

## SDS-PAGE



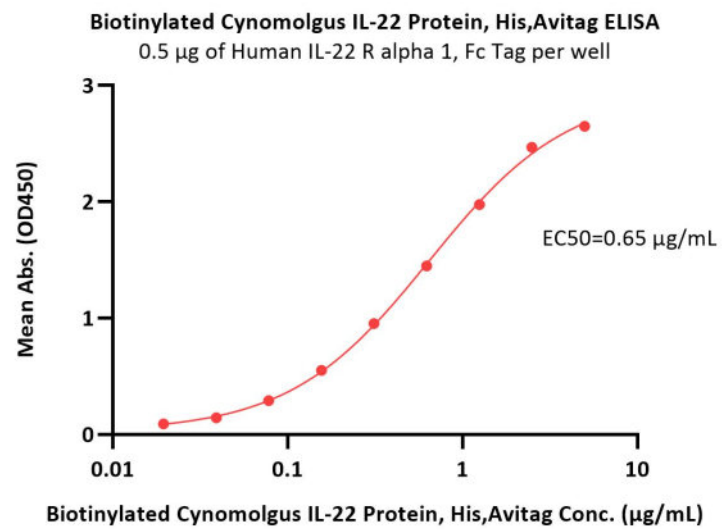
Biotinylated Cynomolgus IL-22 Protein, His,Avitag on SDS-PAGE under reducing (R) condition. The gel was stained with Coomassie Blue. The purity of the protein is greater than 95% (With [Star Ribbon Pre-stained Protein Marker](#)).

## SEC-MALS



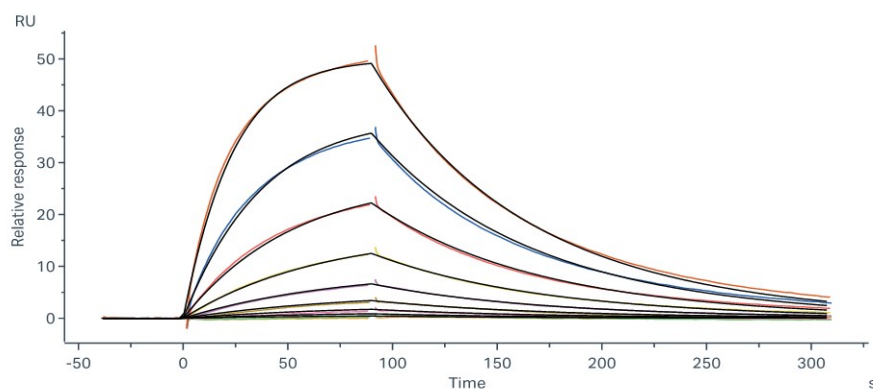
The purity of Biotinylated Cynomolgus IL-22 Protein, His,Avitag (Cat. No. IL2-C82E3) is more than 90% and the molecular weight of this protein is around 25-35 kDa verified by SEC-MALS.

## Bioactivity-ELISA



Immobilized Human IL-22 R alpha 1, Fc Tag (Cat. No. IL1-H5258) at 5 µg/mL (100 µL/well) can bind Biotinylated Cynomolgus IL-22 Protein, His,Avitag (Cat. No. IL2-C82E3) with a linear range of 0.02-2.5 µg/mL (Routinely tested).

## Bioactivity-SPR



Cynomolgus IL-22 R alpha 1 Protein, His Tag (Cat. No. IL1-C52H7) immobilized on CM5 Chip can bind Biotinylated Cynomolgus IL-22 Protein, His,Avitag (Cat. No. IL2-C82E3) with an affinity constant of 205 nM as determined in a SPR assay (Biacore 8K) (QC tested).

## Background

Interleukin-22 (IL22) is also known as cytokine Zcyto18, IL-10-related T-cell-derived-inducible factor (IL-TIF), which is belongs to the IL-10 family or IL-10 superfamily (including IL-19, IL-20, IL-24, and IL-26), a class of potent mediators of cellular inflammatory responses. IL-22 is produced by activated DC and T cells and initiates innate immune responses against bacterial pathogens especially in epithelial cells such as respiratory and gut epithelial cells. IL-22 biological activity is initiated by binding to a cell-surface complex composed of IL-22R1 and IL-10R2 receptor chains and further regulated by interactions with a soluble binding protein IL-22BP. IL-22 also promotes hepatocyte survival in the liver and epithelial cells in the lung and gut similar to IL-10.

Discounts, Gifts,  
and more!



[www.acrobiosystems.com](http://www.acrobiosystems.com)



5/12/2026

---