

Biotinylated Cynomolgus IL-4 Protein, His,Avitag™ (MALS verified)

Catalog # IL4-C82E3



BIOSYSTEMS
Acro

Synonym

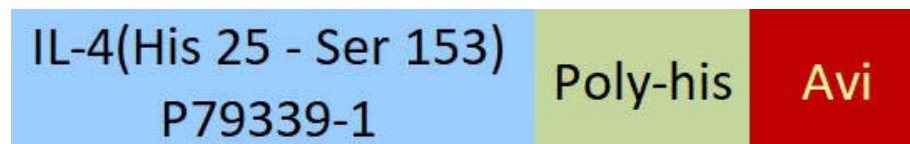
IL4, BCGF1, BSF1

Source

Biotinylated Cynomolgus IL-4 Protein, His,Avitag (IL4-C82E3) is expressed from human 293 cells (HEK293). It contains AA His 25 - Ser 153 (Accession # [P79339-1](#)).

Predicted N-terminus: His 25

Molecular Characterization



This protein carries a polyhistidine tag at the C-terminus, followed by an Avi tag (Avitag™).

The protein has a calculated MW of 18.5 kDa. The protein migrates as 22-27 kDa when calibrated against [Star Ribbon Pre-stained Protein Marker](#) under reducing (R) condition (SDS-PAGE) due to glycosylation.

Labeling

Biotinylation of this product is performed using Avitag™ technology. Briefly, the single lysine residue in the Avitag is enzymatically labeled with biotin.

Protein Ratio

Passed as determined by the HABA assay / binding ELISA.

Purity

>95% as determined by SDS-PAGE.

>90% as determined by SEC-MALS.

Formulation

Lyophilized from 0.22 µm filtered solution in PBS, pH7.4 with trehalose as protectant.

Contact us for customized product form or formulation.

Reconstitution

Please see Certificate of Analysis for specific instructions.

For best performance, we strongly recommend you to follow the reconstitution protocol provided in the CoA.

Storage

For long term storage, the product should be stored at lyophilized state at -20°C or lower.

Please avoid repeated freeze-thaw cycles.


This product is stable after storage at:

- -20°C to -70°C for 12 months in lyophilized state;
- -70°C for 3 months under sterile conditions after reconstitution.

ACRO Quality Management System

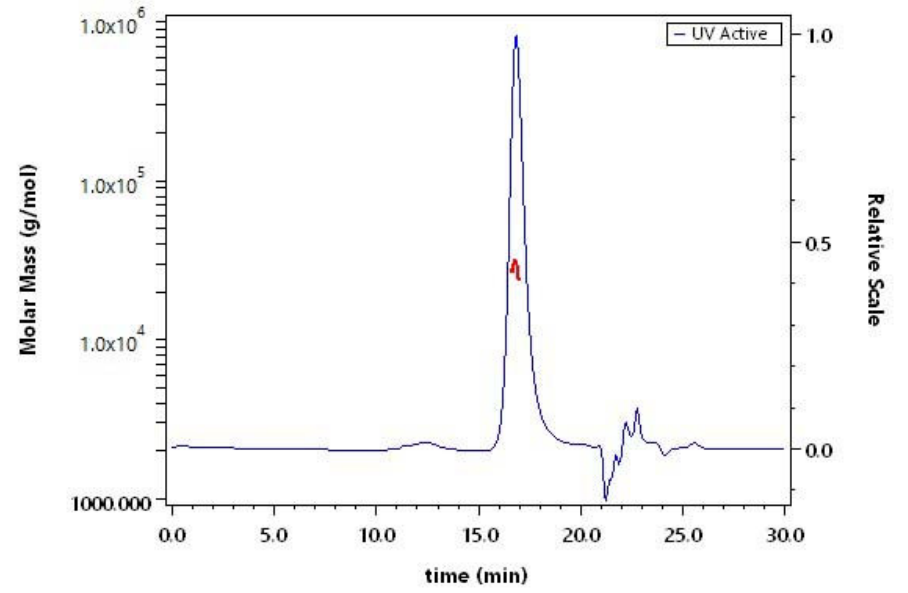
- [QMS\(ISO, GMP\)](#)
- [Quality Advantages](#)
- [Quality Control Process](#)

SDS-PAGE



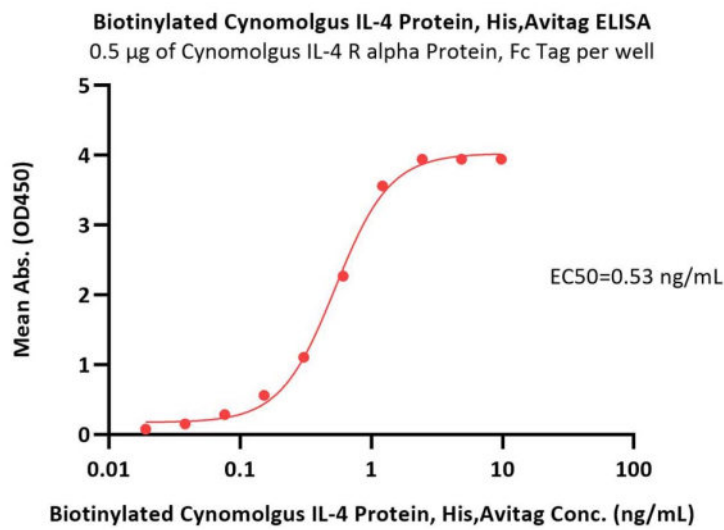
Biotinylated Cynomolgus IL-4 Protein, His,Avitag on SDS-PAGE under reducing (R) condition. The gel was stained with Coomassie Blue. The purity of the protein is greater than 95% (With [Star Ribbon Pre-stained Protein Marker](#)).

SEC-MALS



The purity of Biotinylated Cynomolgus IL-4 Protein, His,Avitag (Cat. No. IL4-C82E3) is more than 90% and the molecular weight of this protein is around 20-30 kDa verified by SEC-MALS.

Bioactivity-ELISA



Immobilized Cynomolgus IL-4 R alpha Protein, Fc Tag (Cat. No. ILR-C5258) at 5 µg/mL (100 µL/well) can bind Biotinylated Cynomolgus IL-4 Protein, His,Avitag (Cat. No. IL4-C82E3) with a linear range of 0.02-1 ng/mL (QC tested).

Background

Interleukin-4, is a cytokine that induces differentiation of naive helper T cells (Th0 cells to Th2 cells). In the presence of IL-4 and IL-13, cytokines that are produced in a Th-2 type response, particularly during allergy and parasitic infections, macrophages become differentially activated, And this cytokine is a ligand for interleukin 4 receptor. The interleukin 4 receptor also binds to IL13, which may contribute to many overlapping functions of this cytokine and IL13. STAT6, a signal transducer and activator of transcription, has been shown to play a central role in mediating the immune regulatory signal of this cytokine. Recently, researcher found that the cytokine IL-4 plays a key role in development of innate CD8+ T cells in the thymus of several gene-deficient mouse strains, including Itk, KLF2, CBP and Id3, without previous exposure to antigen.

Discounts, Gifts,
and more!



www.acrobiosystems.com

