



Synonym

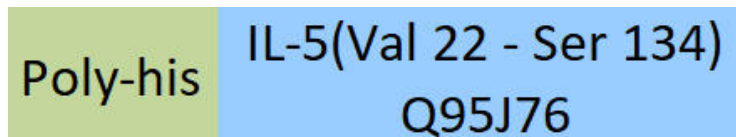
IL-5, TRF, IL5, Interleukin-5

Source

Canine IL-5 Protein, His Tag(IL5-C5243) is expressed from human 293 cells (HEK293). It contains AA Val 22 - Ser 134 (Accession # [Q95J76](#)).

Predicted N-terminus: His

Molecular Characterization



This protein carries a polyhistidine tag at the N-terminus.

The protein has a calculated MW of 15.0 kDa. The protein migrates as 14 kDa and 17-20 kDa when calibrated against [Star Ribbon Pre-stained Protein Marker](#) under reducing (R) condition (SDS-PAGE) due to glycosylation.

The protein is designed as a dimer.

Purity

>90% as determined by SDS-PAGE.

>90% as determined by SEC-MALS.

Formulation

Lyophilized from 0.22 µm filtered solution in PBS, pH7.4 with trehalose as protectant.

Contact us for customized product form or formulation.

Reconstitution

Please see Certificate of Analysis for specific instructions.

For best performance, we strongly recommend you to follow the reconstitution protocol provided in the CoA.

Storage


For long term storage, the product should be stored at lyophilized state at -20°C or lower.

Please avoid repeated freeze-thaw cycles.

This product is stable after storage at:

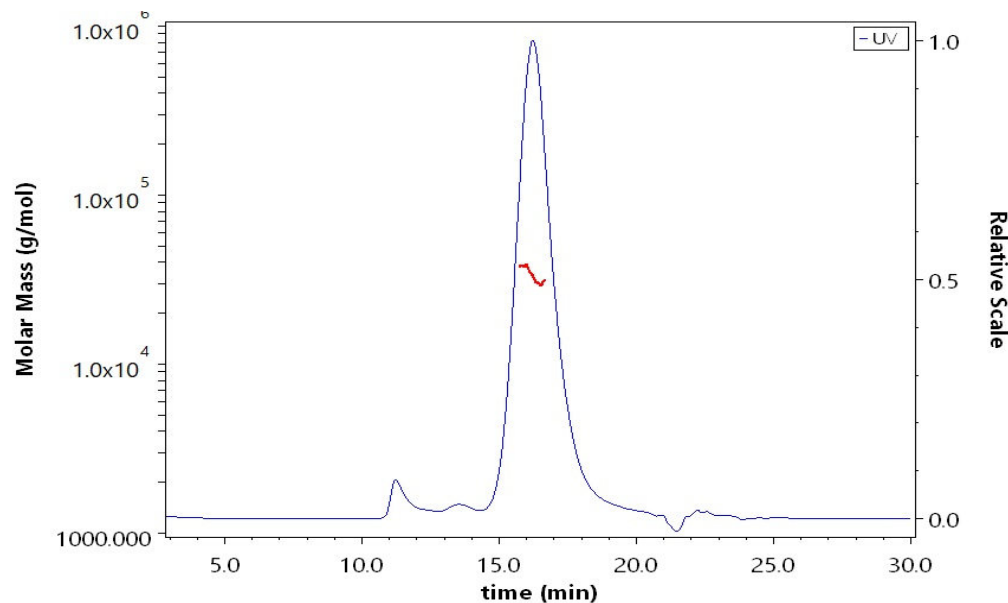
- -20°C to -70°C for 12 months in lyophilized state;
- -70°C for 3 months under sterile conditions after reconstitution.

SDS-PAGE



Canine IL-5 Protein, His Tag on SDS-PAGE under reducing (R) condition. The gel was stained with Coomassie Blue. The purity of the protein is greater than 90% (With [Star Ribbon Pre-stained Protein Marker](#)).

SEC-MALS



The purity of Canine IL-5 Protein, His Tag (Cat. No. IL5-C5243) is more than 90% and the molecular weight of this protein is around 28-38 kDa verified by SEC-MALS.

[Report](#)

Bioactivity-ELISA

Discounts, Gifts,
and more!

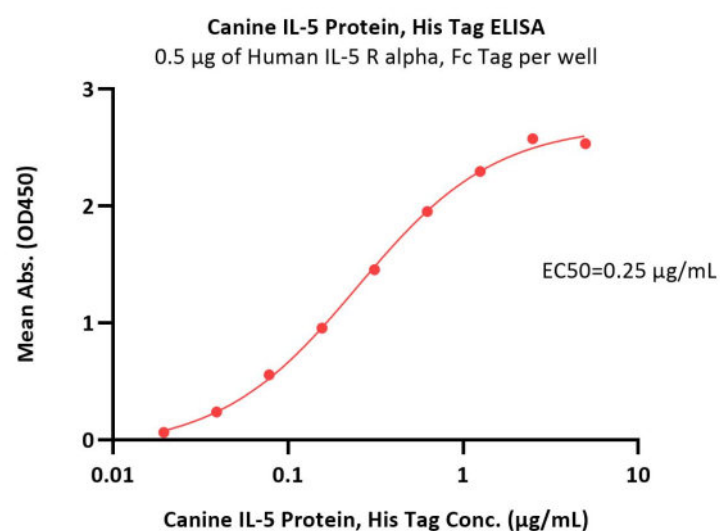


Canine IL-5 Protein, His Tag (MALS verified)

Catalog # IL5-C5243



BIOSYSTEMS
Acro



Immobilized Human IL-5 R alpha, Fc Tag (Cat. No. ILA-H5269) at 5 µg/mL (100 µL/well) can bind Canine IL-5 Protein, His Tag (Cat. No. IL5-C5243) with a linear range of 0.02-1.25 µg/mL (QC tested).

Background

Interleukin 5 (IL5) is an interleukin produced by type-2 T helper cells and mast cells. IL-5 is a 115-amino acid (in human, 133 in the mouse) -long TH2 cytokine that is part of the hematopoietic family. Unlike other members of this cytokine family (namely interleukin 3 and GM-CSF), this glycoprotein in its active form is a homodimer. Interleukin-5 has long been associated with the cause of several allergic diseases including allergic rhinitis and asthma, wherein a large increase in the number of circulating, airway tissue, and induced sputum eosinophils have been observed. Given the high concordance of eosinophils and, in particular, allergic asthma pathology, it has been widely speculated that eosinophils have an important role in the pathology of this disease. Drugs that target IL-5 are mepolizumab and reslizumab.

Discounts, Gifts,
and more!



www.acrobiosystems.com

9/18/2025