

Cynomolgus IL-2 R alpha / CD25 Protein, His Tag, low endotoxin (MALS verified)

Catalog # ILA-C52H8



BIOSYSTEMS
Acro

Synonym

IL2RA, CD25, p55, IL2-RA, IL-2-RA

Source

Cynomolgus IL-2 R alpha Protein, His Tag (ILA-C52H8) is expressed from human 293 cells (HEK293). It contains AA Glu 22 - Glu 238 (Accession # [H6WS54](#)).

Predicted N-terminus: Glu 22

Molecular Characterization

IL-2 R alpha(Glu 22 - Glu 238) H6WS54	Poly-his
--	----------

This protein carries a polyhistidine tag at the C-terminus.

The protein has a calculated MW of 26.4 kDa. The protein migrates as 43-55 kDa when calibrated against [Star Ribbon Pre-stained Protein Marker](#) under reducing (R) condition (SDS-PAGE) due to glycosylation.

Endotoxin

Less than 0.01 EU per µg by the LAL method / rFC method.

Purity

>90% as determined by SDS-PAGE.

>90% as determined by SEC-MALS.

Formulation

Lyophilized from 0.22 µm filtered solution in PBS, pH7.4 with trehalose as protectant.

Contact us for customized product form or formulation.

Reconstitution

Please see Certificate of Analysis for specific instructions.

For best performance, we strongly recommend you to follow the reconstitution protocol provided in the CoA.

Storage

For long term storage, the product should be stored at lyophilized state at -20°C or lower.

Please avoid repeated freeze-thaw cycles.


This product is stable after storage at:

- -20°C to -70°C for 12 months in lyophilized state;
- -70°C for 3 months under sterile conditions after reconstitution.

ACRO Quality Management System

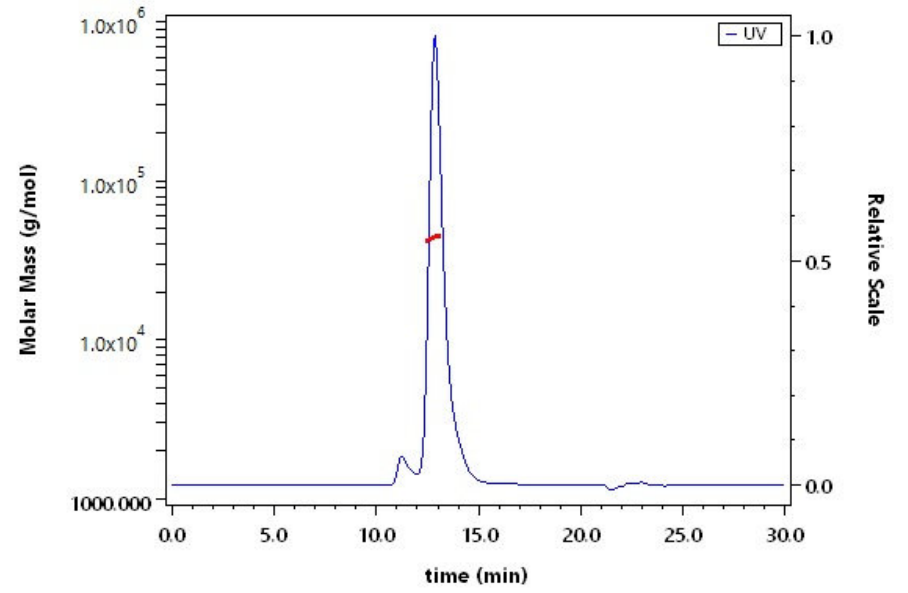
- [QMS\(ISO, GMP\)](#)
- [Quality Advantages](#)
- [Quality Control Process](#)

SDS-PAGE



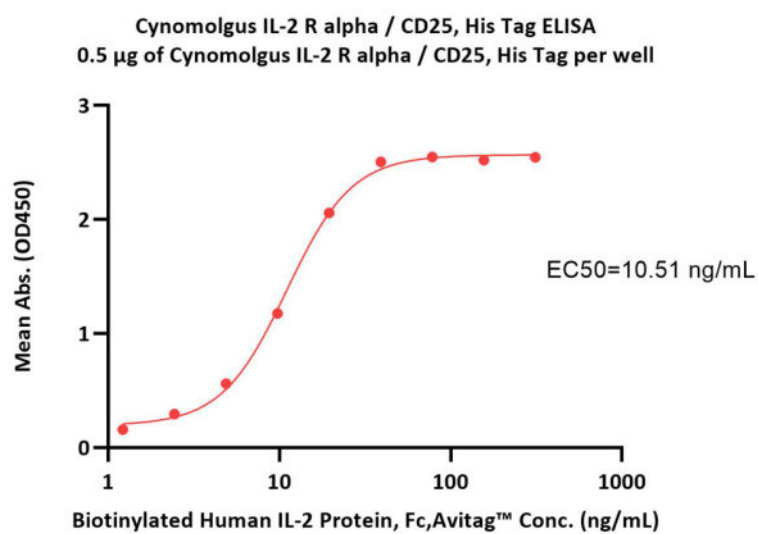
Cynomolgus IL-2 R alpha Protein, His Tag on SDS-PAGE under reducing (R) condition. The gel was stained with Coomassie Blue. The purity of the protein is greater than 90% (With [Star Ribbon Pre-stained Protein Marker](#)).

SEC-MALS



The purity of Cynomolgus IL-2 R alpha Protein, His Tag (Cat. No. ILA-C52H8) is more than 90% and the molecular weight of this protein is around 38-53 kDa verified by SEC-MALS.

Bioactivity-ELISA



Immobilized Cynomolgus IL-2 R alpha / CD25, His Tag (Cat. No. ILA-C52H8) at 5 µg/mL (100 µL/well) can bind Biotinylated Human IL-2 Protein, Fc,Avitag™ (Cat. No. IL2-H82F3) with a linear range of 1-20 ng/mL (QC tested).

Background

Interleukin-2 receptor subunit alpha (IL2RA) is also known as IL-2R subunit alpha, IL-2-RA, IL2-RA, TAC antigen, p55, CD antigen CD25, is a type I transmembrane glycoprotein. IL2RA is expressed on activated T cells and regulatory T cells, and is capable of binding IL2 with low affinity by itself. However, a ligand-induced high affinity heterotrimeric receptor complex is produced when IL2RA is associated non-covalently with the IL2 receptor beta and gamma chain, and subsequently initiates the intracellular signal pathways such as MAPK or JAK/STAT. On dendritic cells (DC), CD25 has been previously regarded as an activation marker, while both murine and human DC can express CD25, they do not express the beta-chain of the IL-2 receptor, which is indispensable for the execution of IL-2 signaling.

Discounts, Gifts,
and more!



www.acrobiosystems.com



3/10/2026