Human IL-31 RA Protein, His Tag

Catalog # ILA-H52H7AI2

Application

Human IL-31 RA Protein, His Tag AIDD-Ready protein is designed for direct use in SPR assays. It is supplied in a sugar-free, glycerol-free formulation to eliminate refractive index interference in SPR. No desalting or buffer exchange is required before use, simplifying the SPR workflow. Each tube features a unique barcode and bottom code for precise sample identification, supporting automated, high-throughput workflows and accelerating the transition from AI prediction to wet-lab validation.

Features and Advantages

- **Directly compatible with SPR:** No desalting or buffer exchange required; supplied as a liquid to reduce sample preparation and improve experimental efficiency.
- **High batch-to-batch consistency:** Each lot is released using SPR QC to ensure experimental reproducibility.
- **Validated with representative drugs:** SPR binding activity is validated using representative drug antibodies to ensure suitability for drug screening and evaluation.
- **Unique Tube Identification:** Each tube features a unique barcode and bottom code, supporting automated and high-throughput workflows. To request the product manifest, please contact our Technical Support team or click the button below.

Synonyms

IL-31 RA, IL-31RA, hGLM-R, CRL3, GPL, ZcytoR17, GLM-R, IL-31R-alpha, Gp130-like receptor

Source

Human IL-31 RA Protein, His Tag (ILA-H52H7AI2) is expressed from human 293 cells (HEK293). It contains AA Ala 20 - Glu 519 (Accession # Q8NI17-1).

Predicted N-terminus: Ala 20

Molecular Characterization



This protein carries a polyhistidine tag at the C-terminus.

The protein has a calculated MW of 59.0 kDa. The protein migrates as 90-130 kDa when calibrated against Star Ribbon Pre-stained Protein Marker under reducing (R) condition (SDS-PAGE) due to glycosylation.

Purity

>90% as determined by SDS-PAGE.

Formulation

Formulated in a proprietary trehalose-free buffer, supplied ready-to-use for SPR/BLI analysis - no buffer exchange required.

For detailed formulation, please refer to the batch-specific COA.

Shipping and Storage

This product is supplied and shipped on dry ice.

Please avoid repeated freeze-thaw cycles.

This product is stable after storage at:

- The product MUST be stored at -70°C or lower upon receipt;
- -70°C for 12 months under sterile conditions.

ACRO Quality Management System

- QMS(ISO, GMP)
- Quality Advantages
- Quality Control Process

SDS-PAGE

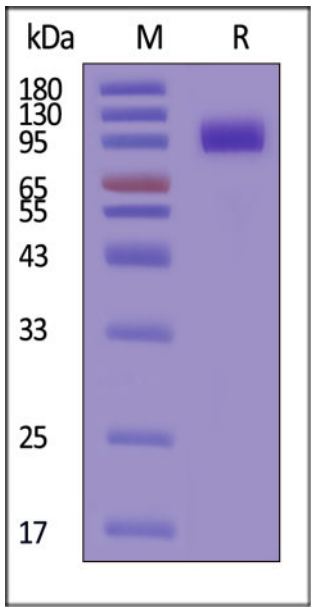

Human IL-31 RA Protein, His Tag on SDS-PAGE under reducing (R) condition. The gel was stained with Coomassie Blue. The purity of the protein is greater than 90% (With Star Ribbon Pre-stained Protein Marker).

SEC-HPLC

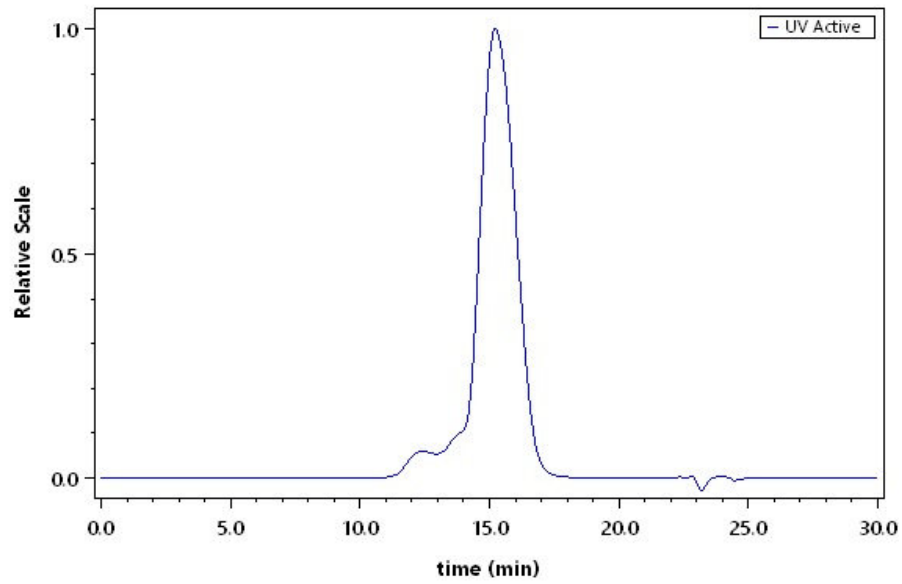

The purity of Human IL-31 RA Protein, His Tag (Cat. No. ILA-H52H7AI2) was greater than 85% as determined by SEC-HPLC.

Activity-SPR

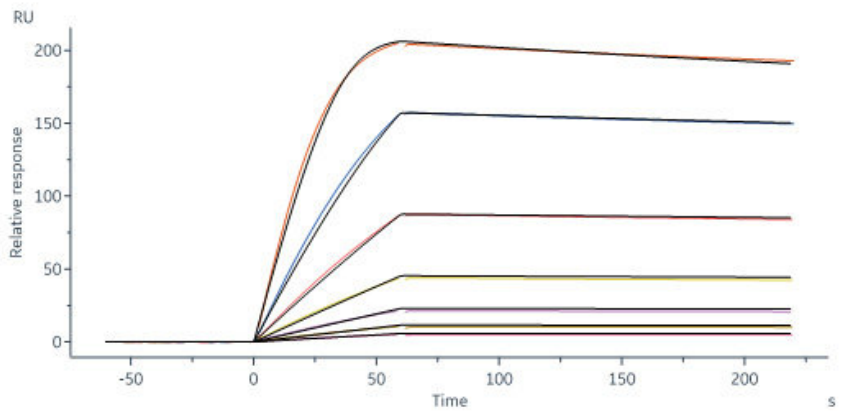

Nemolizumab captured on Protein A Chip can bind Human IL-31 RA Protein, His Tag (Cat. No. ILA-H52H7AI2) with an affinity constant of 0.204 nM as determined in a SPR assay (Biacore 8K) (QC tested).

Background

Interleukin-31 receptor subunit alpha is a protein that in humans is encoded by the IL31RA gene, also known as IL-31 receptor subunit alpha, IL-31RA, GLM-R, Gp130-like receptor, CRL3, GPL. Oncostatin M receptor (OSMR) and IL31RA form the heterodimeric receptor through which IL31 signals. IL31RA is a strong activator of STAT3 and STAT5, whereas STAT1 is only marginally tyrosine-phosphorylated. Aditionally, demonstrate Jak1 binding to GPL and its activation in heteromeric complexes with the OSMRbeta but also in a homomeric receptor complex.