

# Human IL-18BP Protein, His Tag, low endotoxin (MALS & SPR verified)

Catalog # ILP-H5222



BIOSYSTEMS  
**Acro**

## Synonyms

IL18BP, IL18BPα, Tadekinig-alfa

## Source

Human IL-18BP, His Tag (ILP-H5222) is expressed from human 293 cells (HEK293). It contains AA Thr 31 - Gly 194 (Accession # [NP\\_001138529](#)).

Predicted N-terminus: Thr 31

## Molecular Characterization

IL-18BP(Thr 31 - Gly 194)  
NP\_001138529

Poly-his

This protein carries a polyhistidine tag at the C-terminus.

The protein has a calculated MW of 18.5 kDa. The protein migrates as 35-45 kDa when calibrated against [Star Ribbon Pre-stained Protein Marker](#) under reducing (R) condition (SDS-PAGE) due to glycosylation.

## Endotoxin

Less than 0.01 EU per µg by the LAL method / rFC method.

## Purity

>90% as determined by SDS-PAGE.

>95% as determined by SEC-MALS.

## Formulation

Lyophilized from 0.22 µm filtered solution in PBS, pH7.4 with trehalose as protectant.

Contact us for customized product form or formulation.

## Reconstitution

Please see Certificate of Analysis for specific instructions.

**For best performance, we strongly recommend you to follow the reconstitution protocol provided in the CoA.**

## Shipping and Storage

This product is shipped at ambient temperature.

For long term storage, the product should be stored at lyophilized state at -20°C or lower.

**Please avoid repeated freeze-thaw cycles.**

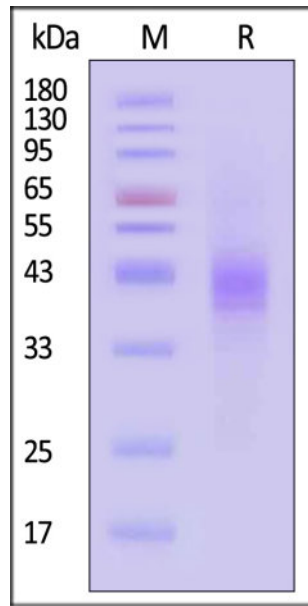
This product is stable after storage at:

- -20°C to -70°C for 12 months in lyophilized state;
- -70°C for 3 months under sterile conditions after reconstitution.

## ACRO Quality Management System

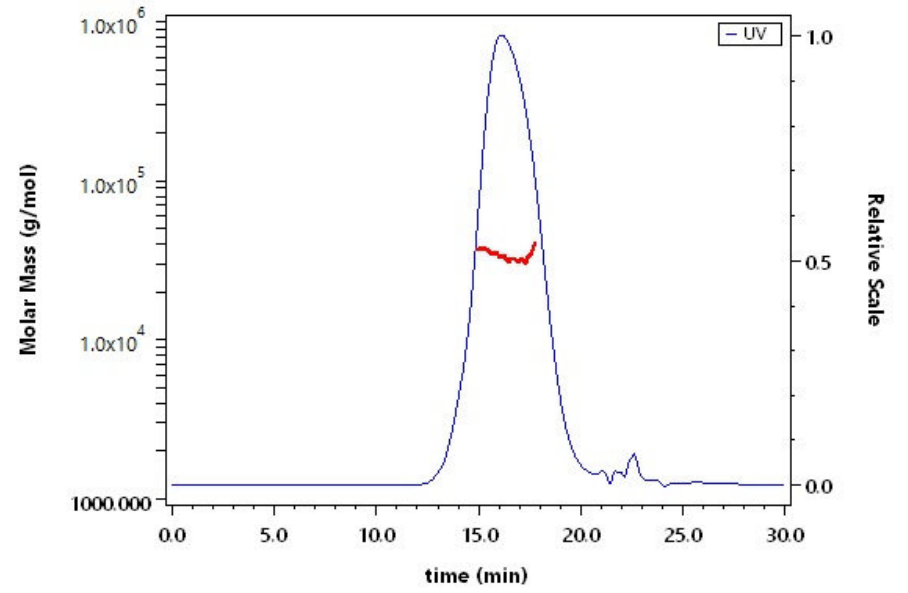
- [QMS\(ISO, GMP\)](#)
- [Quality Advantages](#)
- [Quality Control Process](#)

## SDS-PAGE



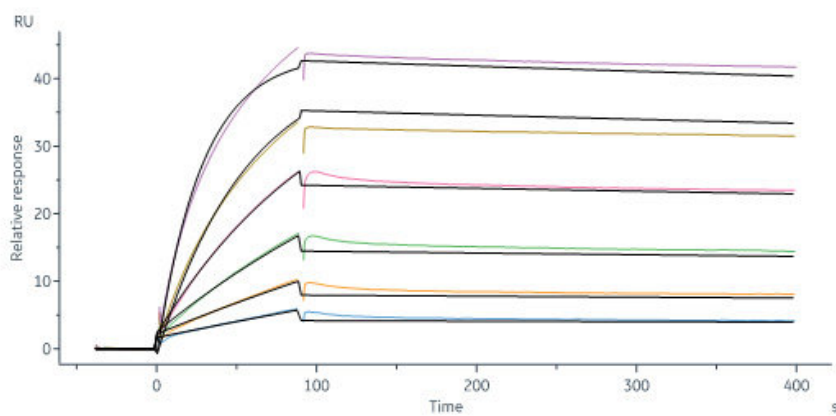
Human IL-18BP, His Tag on SDS-PAGE under reducing (R) condition. The gel was stained with Coomassie Blue. The purity of the protein is greater than 90% (With [Star Ribbon Pre-stained Protein Marker](#)).

## SEC-MALS



The purity of Human IL-18BP, His Tag (Cat. No. ILP-H5222) is more than 95% and the molecular weight of this protein is around 32-45 kDa verified by SEC-MALS.

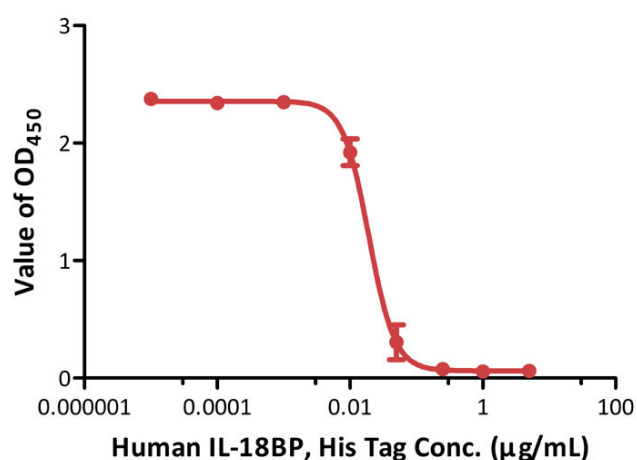
## Bioactivity-SPR



Human IL-18 Protein, premium grade (Cat. No. IL8-H5114) immobilized on CM5 Chip can bind Human IL-18BP, His Tag (Cat. No. ILP-H5222) with an affinity constant of 0.319 nM as determined in a SPR assay (Biacore 8K) (QC tested).

## Bioactivity-CELL BASE

### Human IL-18BP, His Tag inhibits the IL-18-induced IFN-gamma secretion by KG-1 cells



Human IL-18BP, His Tag (Cat. No. ILP-H5222) inhibits the IL-18-induced IFN-gamma secretion by KG-1 cells. The ED<sub>50</sub> for this effect is 0.019-0.053 µg/mL in the presence of 30 ng/mL of Recombinant Human IL-18 (Routinely tested).

## Background

Interleukin-18-binding protein (IL18BP) is also known as Takedakinig-alfa, IL18BP<sub>a</sub>, which functions as an IL18 inhibitor. IL18BP is a secreted protein which contains one Ig-like C2-type (immunoglobulin-like) domain. IL18BP does not have a transmembrane domain and hence is not anchored to the cell membrane. IL18BP is

strongly expressed in heart, lung, placenta and spleen. Isoform A of IL18BP binds to IL-18 and inhibits its activity. IL18BP also functions as an inhibitor of the early TH1 cytokine response. IL18BP suppresses the production of IFN-gamma resulting in reduced T-helper type 1 immune responses.

Discounts, Gifts,  
and more!



[www.acrobiosystems.com](http://www.acrobiosystems.com)

7/10/2026

---