# Human IL-18BP Protein, His Tag

Catalog # ILP-H5222AI2

## Application

Human IL-18BP Protein, His Tag AIDD-Ready protein is designed for direct use in SPR assays. It is supplied in a sugar-free, glycerol-free formulation to eliminate refractive index interference in SPR. No desalting or buffer exchange is required before use, simplifying the SPR workflow. Each tube features a unique barcode and bottom code for precise sample identification, supporting automated, high-throughput workflows and accelerating the transition from AI prediction to wet-lab validation.

## Features and Advantages

- **Directly compatible with SPR:** No desalting or buffer exchange required; supplied as a liquid to reduce sample preparation and improve experimental efficiency.
- **High batch-to-batch consistency:** Each lot is released using SPR QC to ensure experimental reproducibility.
- **Validated with representative drugs:** SPR binding activity is validated using representative drug antibodies to ensure suitability for drug screening and evaluation.
- **Unique Tube Identification:** Each tube features a unique barcode and bottom code, supporting automated and high-throughput workflows. To request the product manifest, please contact our Technical Support team or click the button below.

## Synonyms

IL18BP, IL18BPa, Tadekinig-alfa

## Source

Human IL-18BP Protein, His Tag (ILP-H5222AI2) is expressed from human 293 cells (HEK293). It contains AA Thr 31 - Gly 194 (Accession # NP_001138529).

Predicted N-terminus: Thr 31

## Molecular Characterization




This protein carries a polyhistidine tag at the C-terminus.

The protein has a calculated MW of 18.5 kDa. The protein migrates as 38-43 kDa when calibrated against Star Ribbon Pre-stained Protein Marker under reducing (R) condition (SDS-PAGE) due to glycosylation.

## Purity

>90% as determined by SDS-PAGE.

>95% as determined by SEC-HPLC.

## Formulation

Formulated in a proprietary trehalose-free buffer, supplied ready-to-use for SPR/BLI analysis - no buffer exchange required.

For detailed formulation, please refer to the batch-specific COA.

## Shipping and Storage

This product is supplied and shipped on dry ice.

**Please avoid repeated freeze-thaw cycles.**

This product is stable after storage at:

- The product MUST be stored at -70°C or lower upon receipt;
- -70°C for 12 months under sterile conditions.

## ACRO Quality Management System

- QMS(ISO, GMP)
- Quality Advantages
- Quality Control Process

## SDS-PAGE

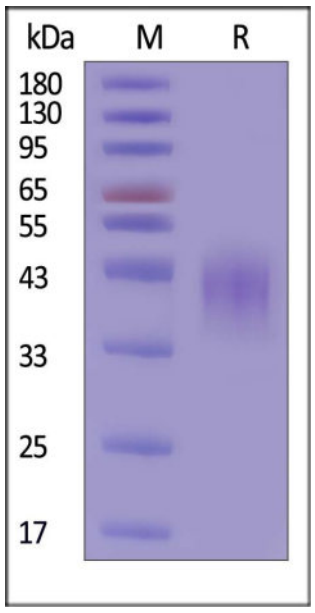


Human IL-18BP Protein, His Tag on SDS-PAGE under reducing (R) condition. The gel was stained with Coomassie Blue. The purity of the protein is greater than 90% (With Star Ribbon Pre-stained Protein Marker).

## SEC-HPLC

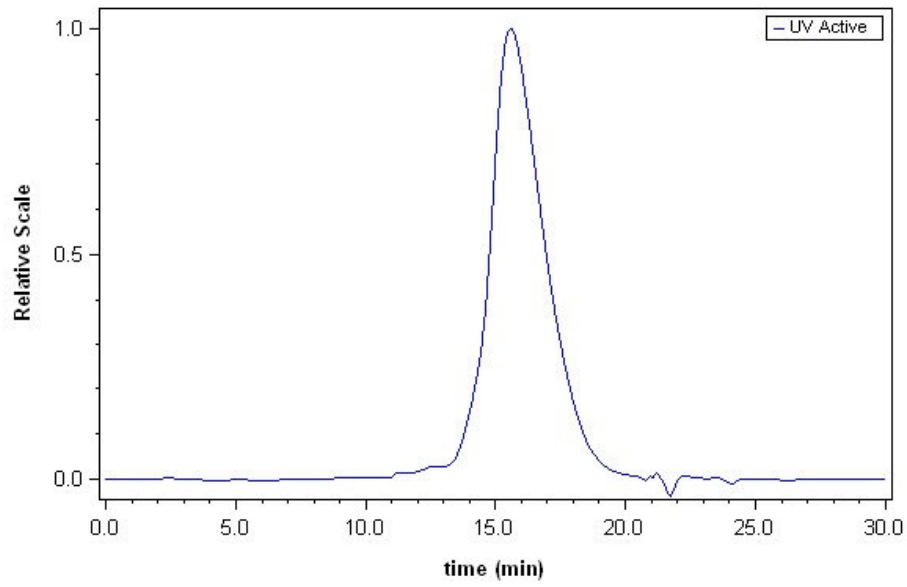


The purity of Human IL-18BP Protein, His Tag (Cat. No. ILP-H5222AI2) was greater than 95% as determined by SEC-HPLC.

## Activity-SPR

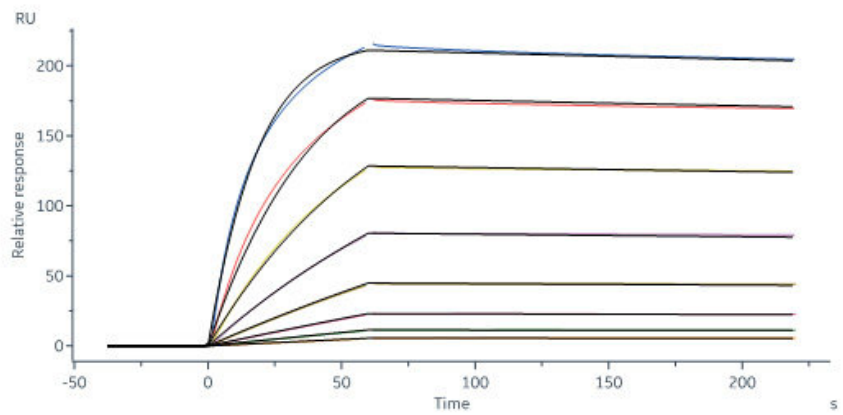


Human IL-18 Protein, premium grade (Cat. No. IL8-H5114) immobilized on CM5 Chip can bind Human IL-18BP Protein, His Tag (Cat. No. ILP-H5222AI2) with an affinity constant of 0.464 nM as determined in a SPR assay (Biacore 8K) (QC tested).

## Background

Interleukin-18-binding protein (IL18BP) is also known as Tadekinig-alfa, IL18BPa, which functions as an IL18 inhibitor. IL18BP is a secreted protein which contains one Ig-like C2-type (immunoglobulin-like) domain. IL18BP does not have a transmembrane domain and hence is not anchored to the cell membrane. IL18BP is strongly expressed in heart, lung, placenta and spleen. Isoform A of IL18BP binds to IL-18 and inhibits its activity. IL18BP also functions as an inhibitor of the early TH1 cytokine response. IL18BP suppresses the production of IFN-gamma resulting in reduced T-helper type 1 immune responses.Interleukin-18-binding protein (IL18BP) is also known as Tadekinig-alfa, IL18BPa, which functions as an IL18 inhibitor. IL18BP is a secreted protein which contains one Ig-like C2-type (immunoglobulin-like) domain. IL18BP does not have a transmembrane domain and hence is not anchored to the cell membrane. IL18BP is strongly expressed in heart, lung, placenta and spleen. Isoform A of IL18BP binds to IL-18 and inhibits its activity. IL18BP also functions as an inhibitor of the early TH1 cytokine response. IL18BP suppresses the production of IFN-gamma resulting in reduced T-helper type 1 immune responses.

Discounts, Gifts, and more!