

Cynomolgus IL-21 R Protein, Fc Tag (MALS verified)

Catalog # ILR-C5259



BIOSYSTEMS
Acro

Synonym

IL21R, CD360, NILR

Source

Cynomolgus IL-21 R, Fc Tag (ILR-C5259) is expressed from human 293 cells (HEK293). It contains AA Cys 20 - Glu 232 (Accession # [XP_005591578.2](#)).

Predicted N-terminus: Cys 20

Molecular Characterization

IL-21 R(Cys 20 - Glu 232)
XP_005591578.2

Fc(Pro 100 - Lys 330)
P01857

[Other Tags and Version Biotin & Other Labeled Version](#)

This protein carries a human IgG1 Fc tag at the C-terminus.

The protein has a calculated MW of 51.0 kDa. The protein migrates as 60-67 kDa under reducing (R) condition (SDS-PAGE) due to glycosylation.

Endotoxin

Less than 1.0 EU per µg by the LAL method / rFC method.

Purity

>95% as determined by SDS-PAGE.

Formulation

Lyophilized from 0.22 µm filtered solution in 50 mM Tris, 100 mM Glycine, 25 mM Arginine, 150 mM NaCl, pH 7.5 with trehalose as protectant.

Contact us for customized product form or formulation.

Reconstitution

Please see Certificate of Analysis for specific instructions.

For best performance, we strongly recommend you to follow the reconstitution protocol provided in the CoA.

Storage

For long term storage, the product should be stored at lyophilized state at -20°C or lower.

Please avoid repeated freeze-thaw cycles.


This product is stable after storage at:

- -20°C to -70°C for 12 months in lyophilized state;
- -70°C for 3 months under sterile conditions after reconstitution.

ACRO Quality Management System

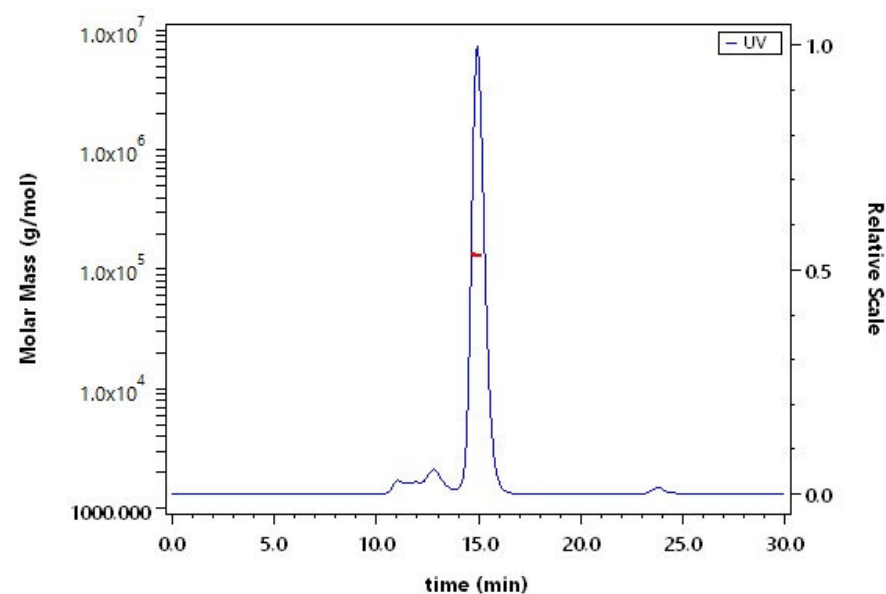
- [QMS\(ISO, GMP\)](#)
- [Quality Advantages](#)
- [Quality Control Process](#)

SDS-PAGE



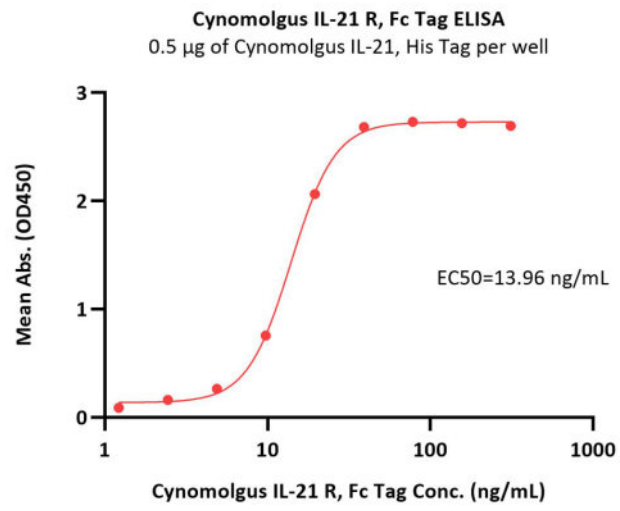
Cynomolgus IL-21 R, Fc Tag on SDS-PAGE under reducing (R) condition. The gel was stained with Coomassie Blue. The purity of the protein is greater than 95%.

SEC-MALS



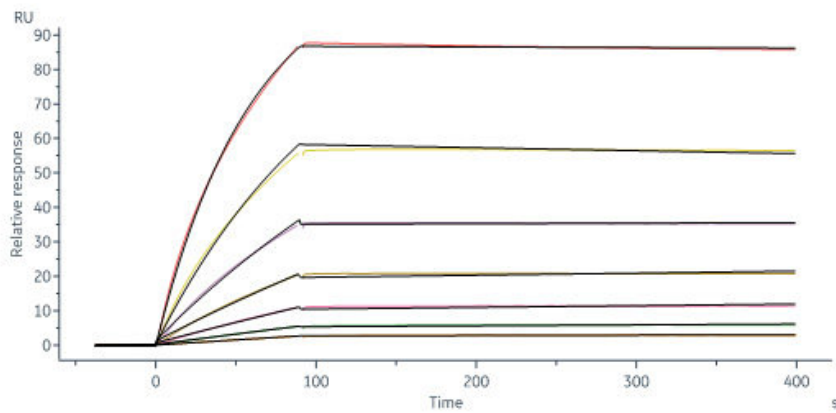
The purity of Cynomolgus IL-21 R, Fc Tag (Cat. No. ILR-C5259) is more than 85% and the molecular weight of this protein is around 115-140 kDa verified by SEC-MALS.

Bioactivity-ELISA



Immobilized Cynomolgus IL-21, His Tag (Cat. No. IL1-C52H9) at 5 µg/mL (100 µL/well) can bind Cynomolgus IL-21 R, Fc Tag (Cat. No. ILR-C5259) with a linear range of 1-20 ng/mL (QC tested).

Bioactivity-SPR



Cynomolgus IL-21 Protein, Fc Tag (Cat. No. IL1-C5253) immobilized on CM5 Chip can bind Cynomolgus IL-21 R, Fc Tag (Cat. No. ILR-C5259) with an affinity constant of 0.354 nM as determined in a SPR assay (Biacore 8K) (Routinely tested).

Background

Interleukin-21 receptor (IL21R) is also known as CD antigen CD360, Novel interleukin receptor (NILR), is a receptor for interleukin-21 and belongs to the type I cytokine receptor family or type 4 subfamily. IL21R contains two fibronectin type-III domains. IL21R is selectively expressed in lymphoid tissues and most highly expressed in thymus and spleen. IL21R transduces the growth promoting signal of IL21, and is important for the proliferation and differentiation of T cells, B cells, and natural killer (NK) cells.

Discounts, Gifts,
and more!



www.acrobiosystems.com