

Cynomolgus IL-4 R alpha / CD124 Protein, His Tag, low endotoxin (MALS verified)

Catalog # ILR-C52H8



BIOSYSTEMS
Acro

Surprise Inside!

Synonyms

IL4R, CD124, IL4RA

Source

Cynomolgus IL-4 R alpha, His Tag (ILR-C52H8) is expressed from human 293 cells (HEK293). It contains AA Met 26 - Arg 232 (Accession # [G7Q0S7](#)).

Predicted N-terminus: Met 26

Molecular Characterization

IL-4 R alpha(Met 26 - Arg 232)
G7Q0S7

Poly-his

This protein carries a polyhistidine tag at the C-terminus.

The protein has a calculated MW of 25.6 kDa. The protein migrates as 37-50 kDa when calibrated against [Star Ribbon Pre-stained Protein Marker](#) under reducing (R) condition (SDS-PAGE) due to glycosylation.

Endotoxin

Less than 0.01 EU per µg by the LAL method / rFC method.

Purity

>95% as determined by SDS-PAGE.

>95% as determined by SEC-MALS.

Formulation

Lyophilized from 0.22 µm filtered solution in PBS, pH7.4 with trehalose as protectant.

Contact us for customized product form or formulation.

Reconstitution

Please see Certificate of Analysis for specific instructions.

For best performance, we strongly recommend you to follow the reconstitution protocol provided in the CoA.

Shipping and Storage

This product is shipped at ambient temperature.

For long term storage, the product should be stored at lyophilized state at -20°C or lower.

Please avoid repeated freeze-thaw cycles.

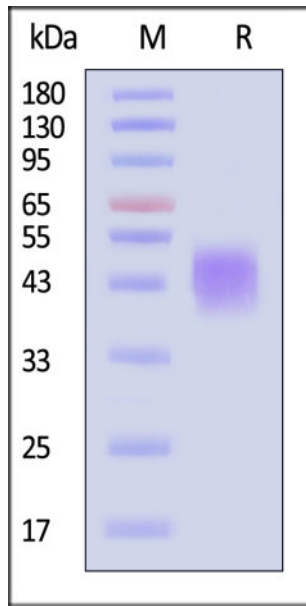
This product is stable after storage at:

- -20°C to -70°C for 12 months in lyophilized state;
- -70°C for 3 months under sterile conditions after reconstitution.

ACRO Quality Management System

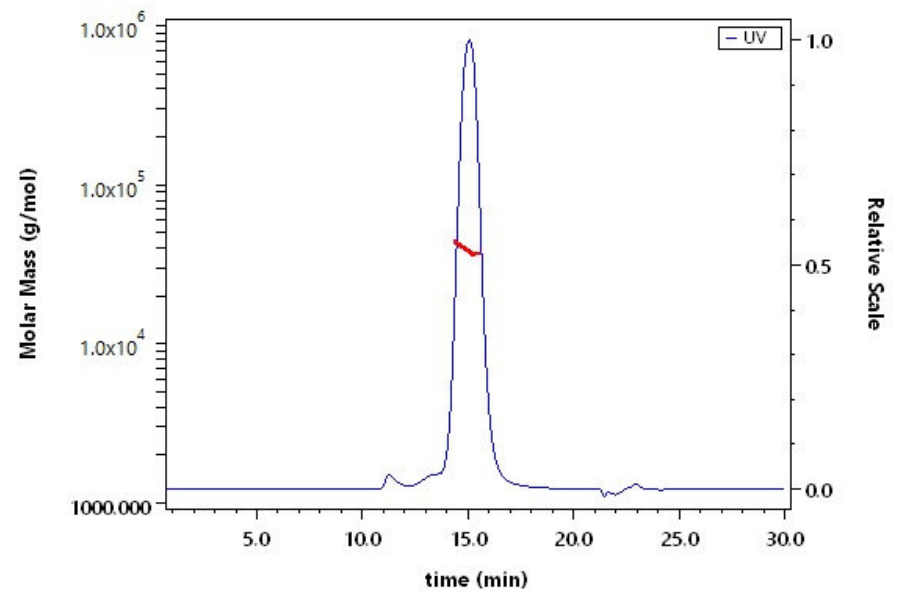
- [QMS\(ISO, GMP\)](#)
- [Quality Advantages](#)
- [Quality Control Process](#)

SDS-PAGE



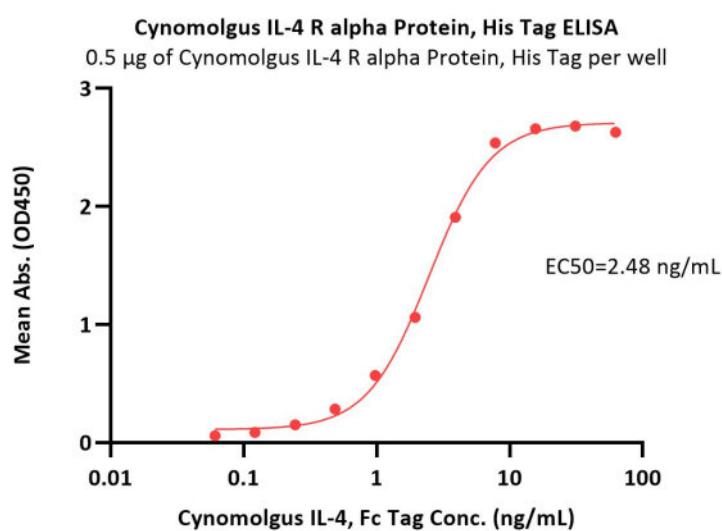
Cynomolgus IL-4 R alpha Protein, His Tag on SDS-PAGE under reducing (R) condition. The gel was stained with Coomassie Blue. The purity of the protein is greater than 95% (With [Star Ribbon Pre-stained Protein Marker](#)).

SEC-MALS



The purity of Cynomolgus IL-4 R alpha Protein, His Tag (Cat. No. ILR-C52H8) is more than 95% and the molecular weight of this protein is around 36-49 kDa verified by SEC-MALS.

Bioactivity-ELISA



Immobilized Cynomolgus IL-4 R alpha Protein, His Tag (Cat. No. ILR-C52H8) at 5 µg/mL (100 µL/well) can bind Cynomolgus IL-4, Fc Tag (Cat. No. IL4-C5259) with a linear range of 0.06-8 ng/mL (QC tested).

Background

IL-4 is a pleiotropic cytokine produced by activated Th2 cells and mast cells, and plays a pivotal role in immune responses. The effects of IL-4 are mediated after binding to high affinity receptor complexes present on hematopoietic as well as non-hematopoietic cells. Hematopoietic cellular responses to IL-4 are mediated by a high affinity receptor complex comprised of the 140 kDa IL4R α (CD124) subunit and the 70 kDa common cytokine γ c chain (CD132). Interleukin 4 Receptor (IL4R) also known as CD124, IL4R α and BSF receptor, is a type I cytokine receptor produced by activated Th2 cells and mast cells, and plays an important role in Th2-biased immune responses, alternative macrophage activation, mucosal immunity, allergic inflammation, tumor progression, and atherogenesis. A soluble form of the encoded IL4R protein can be produced by an alternate splice variant or by proteolysis of the membrane-bound protein, and this soluble form can inhibit IL4-mediated cell proliferation and IL5 upregulation by T-cells. IL4R can alternatively associate with IL13Ra1 to form the type II receptor which is responsive to both IL4 and IL13. Interleukin-4 receptor has been shown to interact with SHC1.

Discounts, Gifts,
and more!



www.acrobiosystems.com

