Human LRRC15 / LIB Protein, His Tag

Catalog # LR5-H52H3AI2

Application

Human LRRC15 Protein, His Tag AIDD-Ready protein is designed for direct use in SPR assays. It is supplied in a sugar-free, glycerol-free formulation to eliminate refractive index interference in SPR. No desalting or buffer exchange is required before use, simplifying the SPR workflow. Each tube features a unique barcode and bottom code for precise sample identification, supporting automated, high-throughput workflows and accelerating the transition from AI prediction to wet-lab validation.

Features and Advantages

- **Directly compatible with SPR:** No desalting or buffer exchange required; supplied as a liquid to reduce sample preparation and improve experimental efficiency.
- **High batch-to-batch consistency:** Each lot is released using SPR QC to ensure experimental reproducibility.
- **Validated with representative drugs:** SPR binding activity is validated using representative drug antibodies to ensure suitability for drug screening and evaluation.
- **Unique Tube Identification:** Each tube features a unique barcode and bottom code, supporting automated and high-throughput workflows. To request the product manifest, please contact our Technical Support team or click the button below.

Synonyms

Leucine-rich repeat-containing protein 15, LRRC15, LIB, hLib

Source

Human LRRC15 Protein, His Tag (LR5-H52H3AI2) is expressed from human 293 cells (HEK293). It contains AA Tyr 22 - Gly 538 (Accession # Q8TF66-1).

Molecular Characterization



This protein carries a polyhistidine tag at the C-terminus.

The protein has a calculated MW of 59.8 kDa. The protein migrates as 65-80 kDa when calibrated against Star Ribbon Pre-stained Protein Marker under reducing (R) condition (SDS-PAGE) due to glycosylation.

Purity

>90% as determined by SDS-PAGE.

>90% as determined by SEC-HPLC.

Formulation

Formulated in a proprietary trehalose-free buffer, supplied ready-to-use for SPR/BLI analysis - no buffer exchange required.

For detailed formulation, please refer to the batch-specific COA.

Shipping and Storage

This product is supplied and shipped on dry ice.

Please avoid repeated freeze-thaw cycles.

This product is stable after storage at:

- The product MUST be stored at -70°C or lower upon receipt;
- -70°C for 12 months under sterile conditions.

ACRO Quality Management System

- QMS(ISO, GMP)
- Quality Advantages
- Quality Control Process

SDS-PAGE

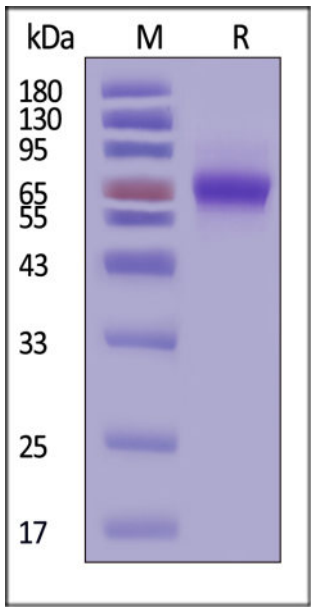

Human LRRC15 Protein, His Tag on SDS-PAGE under reducing (R) condition. The gel was stained with Coomassie Blue. The purity of the protein is greater than 90% (With Star Ribbon Pre-stained Protein Marker).

SEC-HPLC

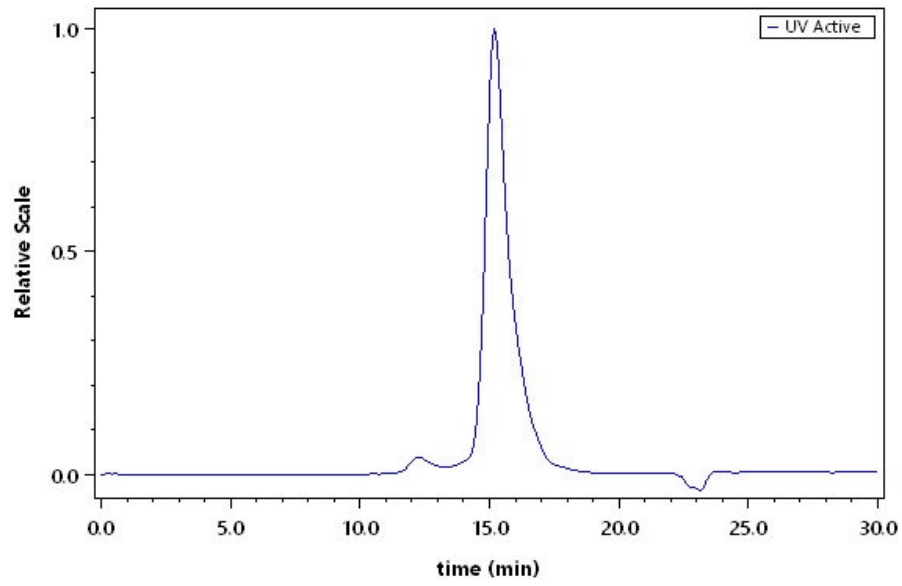

The purity of Human LRRC15 Protein, His Tag (Cat. No. LR5-H52H3AI2) was greater than 90% as determined by SEC-HPLC.

Activity-SPR

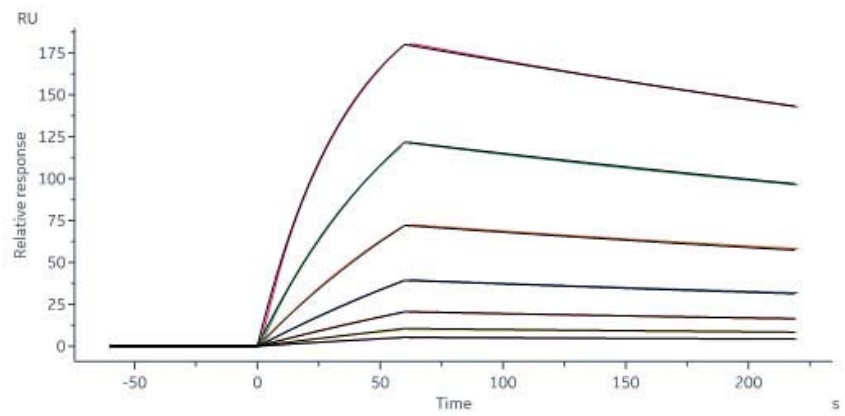

Samrotamab (biosimilar) captured on Protein A Chip can bind Human LRRC15 Protein, His Tag (Cat. No. LR5-H52H3AI2) with an affinity constant of 11.5 nM as determined in a SPR assay (Biacore 8K) (QC tested).

Background

LRRC15 (Leucine-rich repeat-containing protein 15) is also known as LIB and hLib. LRRC15 is highly expressed in a variety of solid tumors. LRRC15 was expressed on stromal fibroblasts in many solid tumors (e.g., breast, head and neck, lung, pancreatic) as well as directly on a subset of cancer cells of mesenchymal origin (e.g., sarcoma, melanoma, glioblastoma). LRRC15 expression was induced by TGFβ on activated fibroblasts (αSMA+) and on mesenchymal stem cells. These collective findings suggested LRRC15 as a novel CAF and mesenchymal marker with utility as a therapeutic target for the treatment of cancers with LRRC15-positive stromal desmoplasia or cancers of mesenchymal origin. ABBV-085 is a monomethyl auristatin E (MMAE)-containing antibody–drug conjugate (ADC) directed against LRRC15, and it demonstrated robust preclinical efficacy against LRRC15 stromal-positive/cancer-negative, and LRRC15 cancer-positive models as a monotherapy, or in combination with standard-of-care therapies.

Discounts, Gifts, and more!
Acro
www.acrobiosystems.com