Human LIV-1 / SLC39A6 Protein, His Tag

Catalog # LV1-H5223AI2

Application

Human LIV-1 Protein, His Tag AIDD-Ready protein is designed for direct use in SPR assays. It is supplied in a sugar-free, glycerol-free formulation to eliminate refractive index interference in SPR. No desalting or buffer exchange is required before use, simplifying the SPR workflow. Each tube features a unique barcode and bottom code for precise sample identification, supporting automated, high-throughput workflows and accelerating the transition from AI prediction to wet-lab validation.

Features and Advantages

- **Directly compatible with SPR:** No desalting or buffer exchange required; supplied as a liquid to reduce sample preparation and improve experimental efficiency.
- **High batch-to-batch consistency:** Each lot is released using SPR QC to ensure experimental reproducibility.
- **Validated with representative drugs:** SPR binding activity is validated using representative drug antibodies to ensure suitability for drug screening and evaluation.
- **Unique Tube Identification:** Each tube features a unique barcode and bottom code, supporting automated and high-throughput workflows. To request the product manifest, please contact our Technical Support team or click the button below.

Synonyms

SLC39A6, LIV-1, ZIP6, Zinc transporter ZIP6, ZIP-6

Source

Human LIV-1 Protein, His Tag (LV1-H5223AI2) is expressed from human 293 cells (HEK293). It contains AA Phe 29 - Trp 325 (Accession # Q13433-1).

Predicted N-terminus: Phe 29

Molecular Characterization

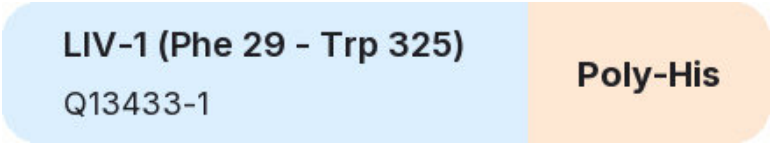

This protein carries a polyhistidine tag at the C-terminus.

The protein has a calculated MW of 35.5 kDa. The protein migrates as 43-65 kDa when calibrated against Star Ribbon Pre-stained Protein Marker under reducing (R) condition (SDS-PAGE) due to glycosylation.

Purity

>90% as determined by SDS-PAGE.

Formulation

Formulated in a proprietary trehalose-free buffer, supplied ready-to-use for SPR/BLI analysis - no buffer exchange required.

For detailed formulation, please refer to the batch-specific COA.

Shipping and Storage

This product is supplied and shipped on dry ice.

Please avoid repeated freeze-thaw cycles.

This product is stable after storage at:

- The product MUST be stored at -70°C or lower upon receipt;
- -70°C for 12 months under sterile conditions.

ACRO Quality Management System

- QMS(ISO, GMP)
- Quality Advantages
- Quality Control Process

SDS-PAGE

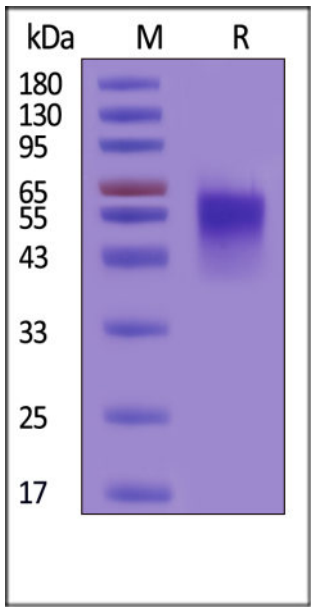

Human LIV-1 Protein, His Tag on SDS-PAGE under reducing (R) condition. The gel was stained with Coomassie Blue. The purity of the protein is greater than 90% (With Star Ribbon Pre-stained Protein Marker).

SEC-HPLC

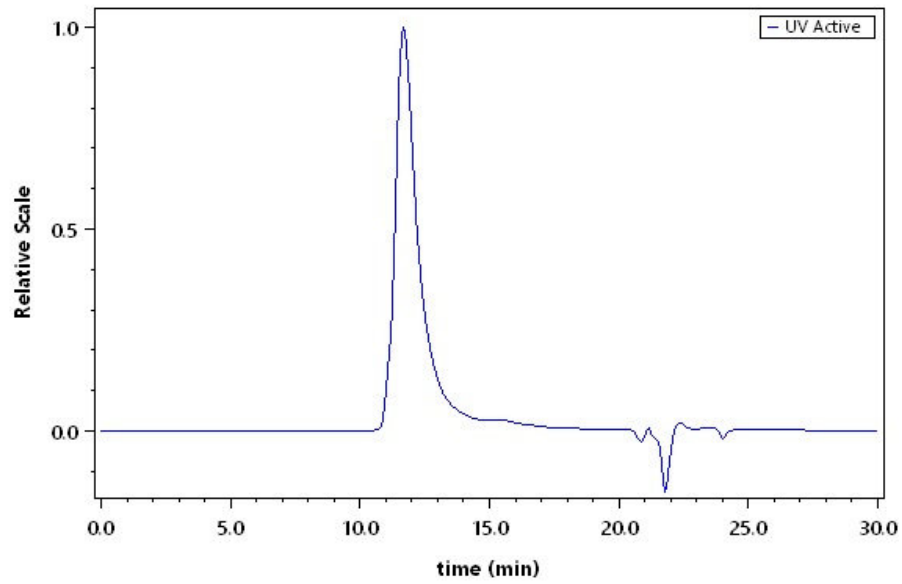

The purity of Human LIV-1 Protein, His Tag (Cat. No. LV1-H5223AI2) was greater than 85% as determined by SEC-HPLC.

Activity-SPR

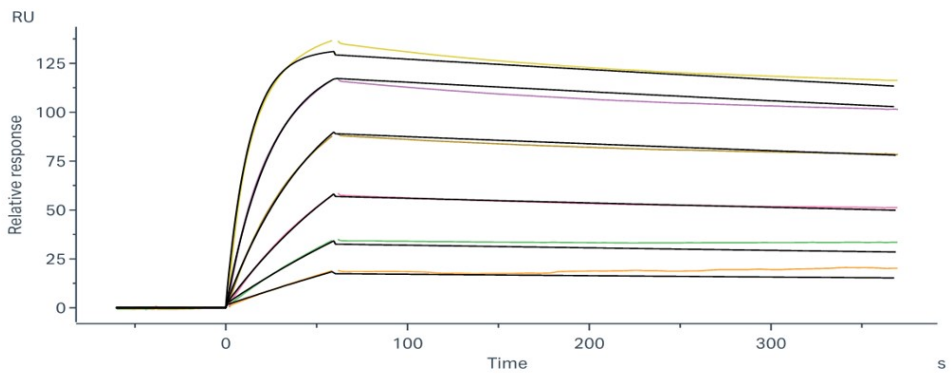

Ladiratuzumab (biosimilar) captured on Protein A Chip can bind Human LIV-1 Protein, His Tag (Cat. No. LV1-H5223AI2) with an affinity constant of 1.39 nM as determined in a SPR assay (Biacore 8K) (QC tested).

Background

LIV-1 is also known as SLC39A6, ZIP-6 and Zinc transporter ZIP6. May act as a zinc-influx transporter. Highly expressed in the breast, prostate, placenta, kidney, pituitary and corpus callosum. Weakly expressed in heart and intestine. Also highly expressed in cells derived from an adenocarcinoma of the cervix and lung carcinoma. Up-regulated by estrogen in breast cancer cells lines.