



## Source

Monoclonal Anti-Influenza A virus (turkey/Germany-MV/R2472/2014) NA (H5N8) Antibody, Human IgG1 (5E5) is a chimeric monoclonal antibody recombinantly expressed from HEK293, which combines the variable region of a mouse monoclonal antibody with Human constant domain.

## Clone

5E5

## Species

Mouse

## Isotype

Human IgG1 | Human Kappa

## Conjugate

Unconjugated

## Antibody Type

Recombinant Monoclonal

## Reactivity

Virus

## Immunogen

Recombinant Influenza A [turkey/Germany-MV/R2472/2014(H5N8)] Neuraminidase (NA) Protein is expressed from human 293 cells

## Specificity

Specific recognition of Influenza A [turkey/Germany-MV/R2472/2014(H5N8)] Neuraminidase (NA) Protein.

## Application

Application	Recommended Usage
ELISA	0.06-125 ng/mL

## Purity

95% as determined by SDS-PAGE.

90% as determined by SEC-MALS.

## Purification

Protein A purified / Protein G purified

## Formulation

Lyophilized from a 0.22 µm-filtered solution in PBS (pH 7.4), with trehalose as protectant.

Please contact us for customized product forms or formulations.

## Reconstitution

Please refer to the Certificate of Analysis (CoA) for specific instructions.

**For best performance, we strongly recommend following the reconstitution protocol provided in the CoA.**

## Storage

For long term storage, the product should be stored in a lyophilized state at -20°C or lower.

**Please avoid repeated freeze-thaw cycles.**

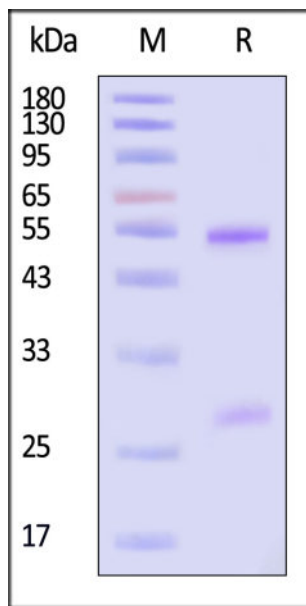
This product is stable after storage at:

- -20°C to -70°C for 12 months in lyophilized state;
- -70°C for 3 months under sterile conditions after reconstitution.

## ACRO Quality Management System

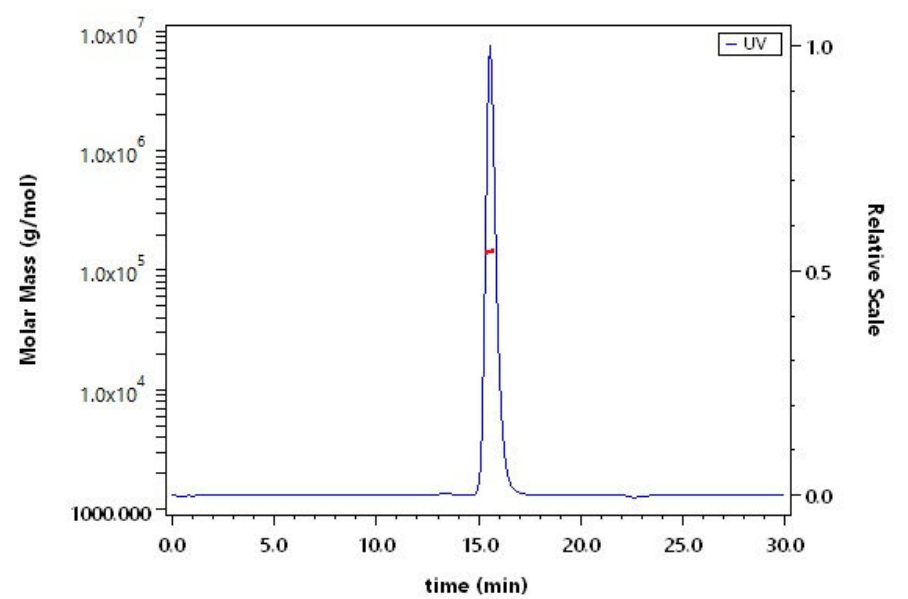
- [QMS\(ISO, GMP\)](#)
- [Quality Advantages](#)
- [Quality Control Process](#)

## SDS-PAGE



Monoclonal Anti-Influenza A virus (turkey/Germany-MV/R2472/2014) NA (H5N8) Antibody, Human IgG1 (5E5) on SDS-PAGE under reducing (R) condition. The gel was stained with Coomassie Blue. The purity of the protein is greater than 95% (With [Star Ribbon Pre-stained Protein Marker](#)).

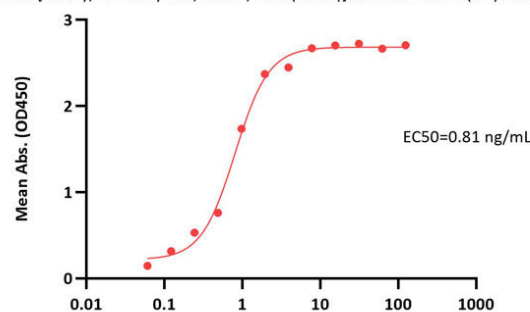
## SEC-MALS



The purity of Monoclonal Anti-Influenza A virus (turkey/Germany-MV/R2472/2014) NA (H5N8) Antibody, Human IgG1 (5E5) (Cat. No. NEE-MY2233) is more than 90% and the molecular weight of this protein is around 135-165 kDa verified by SEC-MALS.

## Bioactivity-ELISA

Monoclonal Anti-Influenza A virus (turkey/Germany-MV/R2472/2014) NA (H5N8) Antibody, Human IgG1 (5E5) ELISA  
0.1 µg of Influenza A [turkey/Germany-MV/R2472/2014(H5N8)] Neuraminidase (NA) Protein, His Tag per well



Monoclonal Anti-Influenza A virus (turkey/Germany-MV/R2472/2014) NA (H5N8) Antibody, Human IgG1 (5E5) Conc. (ng/mL)

Immobilized Influenza A [turkey/Germany-MV/R2472/2014(H5N8)] Neuraminidase (NA) Protein, His Tag (Cat. No. NEE-V5249) at 1 µg/mL (100 µL/well) can bind Monoclonal Anti-Influenza A virus (turkey/Germany-MV/R2472/2014) NA (H5N8) Antibody, Human IgG1 (5E5) (Cat. No. NEE-MY2233) with a linear range of 0.06-2 ng/mL (QC tested).

## Background

Neuraminidase (NA) and hemagglutinin (HA) are major membrane glycoproteins found on the surface of influenza virus. Hemagglutinin binds to the sialic acid-containing receptors on the surface of host cells during initial infection and at the end of an infectious cycle. Neuraminidase, on the other hand, cleaves the HA-sialic acid bondage from the newly formed virions and the host cell receptors during budding. Neuraminidase thus is described as a receptor-destroying enzyme which facilitates virus release and efficient spread of the progeny virus from cell to cell.

Discounts, Gifts,  
and more!



[www.acrobiosystems.com](http://www.acrobiosystems.com)

