

Monoclonal Anti-Influenza Virus NA broadly Antibody, Human IgG1 (1A12) (MALS verified)

Catalog # NEE-MY2256



Source

Monoclonal Anti-Influenza Virus NA broadly Antibody, Human IgG1 (1A12) is a chimeric monoclonal antibody recombinantly expressed from HEK293, which combines the variable region of a mouse monoclonal antibody with Human constant domain.

Clone

1A12

Species

Mouse

Isotype

Human IgG1 | Human Kappa

Conjugate

Unconjugated

Antibody Type

Recombinant Monoclonal

Reactivity

Virus

Immunogen

Recombinant Influenza B [Austria/1359417/2021] Neuraminidase (NA) Protein

Specificity

Specific recognition of Influenza B [Austria/1359417/2021] Neuraminidase (NA) Protein.

Application

Application	Recommended Usage
Western Blot	10-0.02 µg/mL
ELISA	0.05-50 ng/mL

Purity

95% as determined by SDS-PAGE.

90% as determined by SEC-MALS.

Purification

Protein A purified / Protein G purified

Formulation

Lyophilized from a 0.22 µm-filtered solution in PBS (pH 7.4), with trehalose as protectant.

Please contact us for customized product forms or formulations.

Reconstitution

Please refer to the Certificate of Analysis (CoA) for specific instructions.

For best performance, we strongly recommend following the reconstitution protocol provided in the CoA.

Storage

For long term storage, the product should be stored in a lyophilized state at -20°C or lower.

Please avoid repeated freeze-thaw cycles.

This product is stable after storage at:

- -20°C to -70°C for 12 months in lyophilized state;
- -70°C for 3 months under sterile conditions after reconstitution.

Cross Verification

This product can cross in Elisa with

Influenza A virus (A/Thailand/8/2022) NA(H3N2) Protein, His Tag (Cat. No. NEE-V524w).

Influenza A virus (Croatia/10136RV) & (Columbia/27) NA(H3N2) Protein, His Tag (Cat. No. NEE-V524x).

Influenza A [A/Victoria/4897/2022(H1N1)] Neuraminidase (NA) Protein, His Tag (Cat. No. NEE-V524c).

Influenza A [Darwin/6/2021] Neuraminidase (NA) Protein, His Tag (Cat. No. NEE-V5247).

Influenza A [A/Darwin/9/2021 (H3N2)] Neuraminidase (NA) Protein, His Tag (Cat. No. NE2-V5249).

Influenza A virus (A/Massachusetts/18/2022) NA(H3N2) Protein, His Tag (Cat. No. NEE-V524v).

Influenza A [Wisconsin/67/2022(H1N1)] Neuraminidase (NA) Protein, His Tag (Cat. No. NEE-V524m).

Influenza B [Austria/1359417/2021] Neuraminidase (NA) Protein, His Tag (Cat. No. NEE-V5245).

Influenza B [PHUKET/3073/2013] Neuraminidase (NA) Protein, His Tag (Cat. No. NEE-V5246).

Influenza A [Victoria/2570/2019(H1N1)] Neuraminidase (NA) Protein, His Tag (Cat. No. NEE-V524e).

Influenza A [Sydney/5/2021] Neuraminidase (NA) Protein, His Tag (Cat. No. NEE-V5248).

Influenza A [turkey/Germany-MV/R2472/2014(H5N8)] Neuraminidase (NA) Protein, His Tag (Cat. No. NEE-V5249).

Influenza A [A/Thailand/1(KAN-1)/2004(H5N1)] Neuraminidase (NA) Protein, His Tag (Cat. No. HA1-V5245).

Influenza A [Guangdong/18SF020(H5N6)] Neuraminidase (NA) Protein, His Tag (Cat. No. NEE-V524h).

Influenza B (B/Singapore/INFTT-16-0610/2016) Neuraminidase (NA) Protein, His Tag (Cat. No. NEE-V524r).

Influenza B (B/Singapore/WUH4618/2021) Neuraminidase (NA) Protein, His Tag (Cat. No. NEE-V524u).

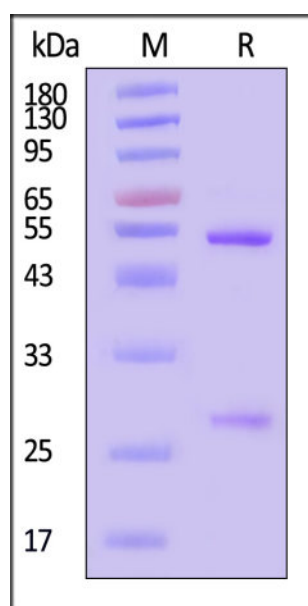
Influenza A (A/Georgia/12/2022 CVR-167) NA (A/pdm09 lineage) Protein, His Tag (Cat. No. NEE-V524p).

Influenza A (A/Sydney/1304/2022) Neuraminidase (NA) Protein, His Tag (Cat. No. NE2-V5247).

ACRO Quality Management System

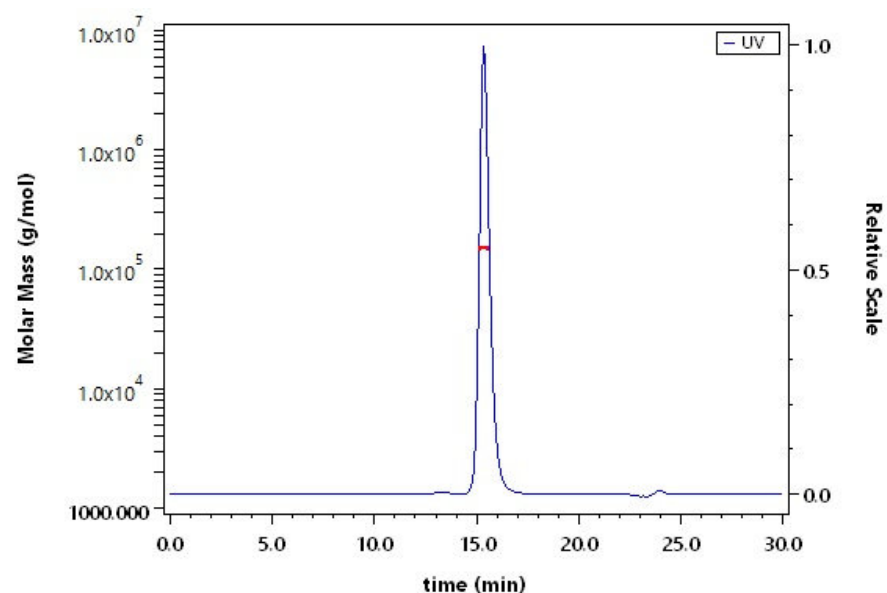
- [QMS\(ISO, GMP\)](#)
- [Quality Advantages](#)
- [Quality Control Process](#)

SDS-PAGE



Monoclonal Anti-Influenza Virus NA broadly Antibody, Human IgG1 (1A12) on SDS-PAGE under reducing (R) condition. The gel was stained with Coomassie Blue. The purity of the protein is greater than 95% (With [Star Ribbon Pre-stained Protein Marker](#)).

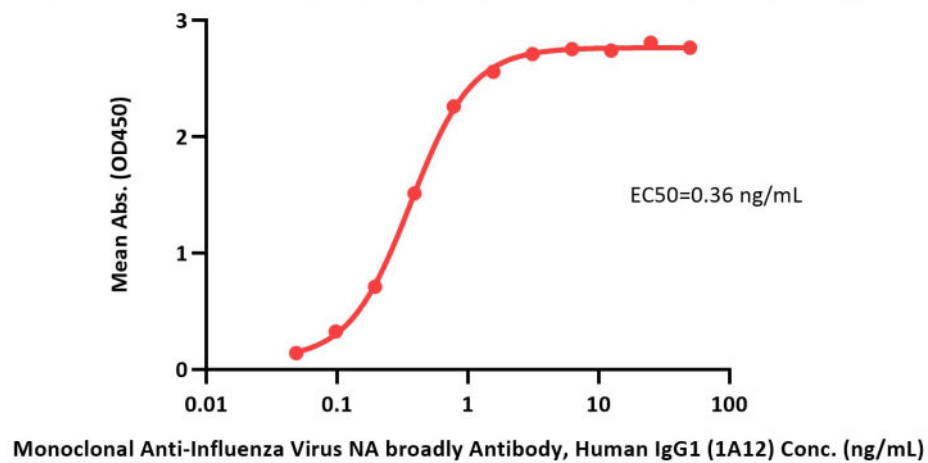
SEC-MALS



The purity of Monoclonal Anti-Influenza Virus NA broadly Antibody, Human IgG1 (1A12) (Cat. No. NEE-MY2256) is more than 90% and the molecular weight of this protein is around 135-165 kDa verified by SEC-MALS.

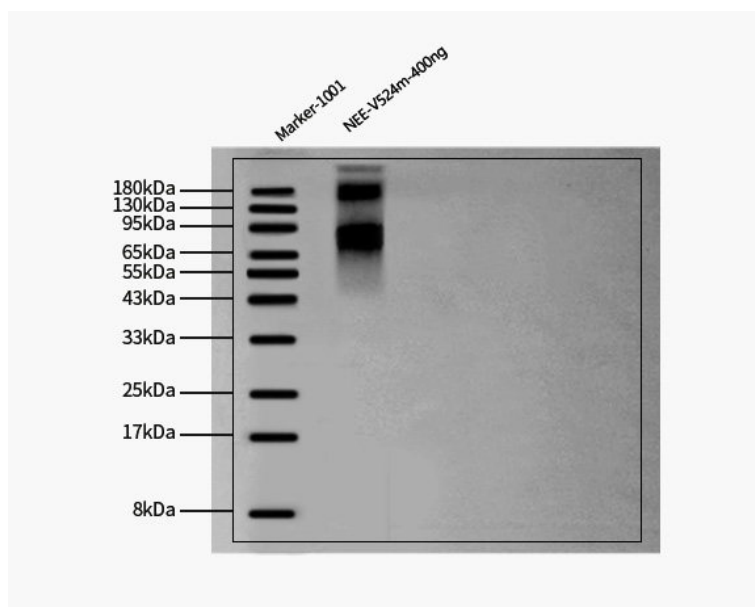
Bioactivity-ELISA

Monoclonal Anti-Influenza Virus NA broadly Antibody, Human IgG1 (1A12) ELISA
0.1 µg of Influenza A [Wisconsin/588/2019(H1N1)] Neuraminidase (NA) Protein, His Tag per well



Immobilized Influenza A [Wisconsin/588/2019(H1N1)] Neuraminidase (NA) Protein, His Tag (Cat. No. NEE-V524k) at 1 µg/mL (100 µL/well) can bind Monoclonal Anti-Influenza Virus NA broadly Antibody, Human IgG1 (1A12) (Cat. No. NEE-MY2256) with a linear range of 0.05-1 ng/mL (QC tested).

Western Blot



Detection of Monoclonal Anti-Influenza Virus NA broadly Antibody, Human IgG1 (1A12) by Western Blot. Monoclonal Anti-Influenza Virus NA broadly Antibody, Human IgG1 (1A12) at 0.02 µg/mL dilution + Influenza A [Wisconsin/67/2022(H1N1)] Neuraminidase (NA) Protein, His Tag at 400 ng.

Secondary: (HFC)-HRP Goat Anti-Human IgG,Fcγ fragment specific (min X Bov,Hrs,Ms Sr Prot) at 1/2000 dilution.

Predicted band size: 55|65| 80-95 kDa 12% Bis-Tris Protein Gel

Background

Neuraminidase (NA) and hemagglutinin (HA) are major membrane glycoproteins found on the surface of influenza virus. Hemagglutinin binds to the sialic acid-containing receptors on the surface of host cells during initial infection and at the end of an infectious cycle. Neuraminidase, on the other hand, cleaves the HA-sialic acid bondage from the newly formed virions and the host cell receptors during budding. Neuraminidase thus is described as a receptor-destroying enzyme which facilitates virus release and efficient spread of the progeny virus from cell to cell.

Discounts, Gifts,
and more!



www.acrobiosystems.com

