



## Synonym

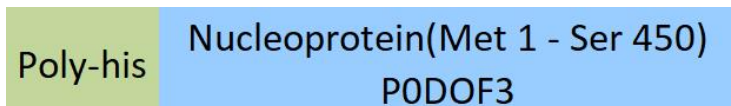
Nucleoprotein/NP (RABV)

## Source

Rabies virus (strain ERA) Nucleoprotein, His Tag(NUN-R55H3) is expressed from Baculovirus-Insect cells. It contains AA Met 1 - Ser 450 (Accession # [P0DOF3](#)).

Predicted N-terminus: Met

## Molecular Characterization



This protein carries a polyhistidine tag at the C-terminus.

The protein has a calculated MW of 52.6 kDa. The protein migrates as 50-55 kDa when calibrated against [Star Ribbon Pre-stained Protein Marker](#) under reducing (R) condition (SDS-PAGE) due to glycosylation.

## Endotoxin

Less than 1.0 EU per µg by the LAL method / rFC method.

## Purity

>90% as determined by SDS-PAGE.

## Formulation

Supplied as 0.2 µm filtered solution in 50 mM Tris, 500 mM NaCl, pH7.5 with glycerol as protectant.

Contact us for customized product form or formulation.

## Shipping

*This product is supplied and shipped with dry ice, please inquire the shipping cost.*

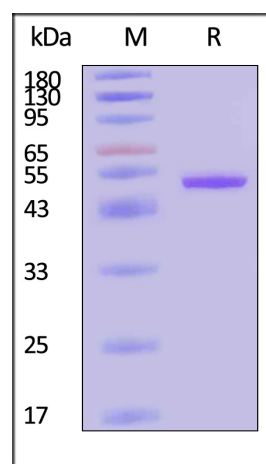
## Storage

*Please avoid repeated freeze-thaw cycles.*

This product is stable after storage at:

- The product MUST be stored at -70°C or lower upon receipt;
- -70°C for 3 months under sterile conditions.

## SDS-PAGE

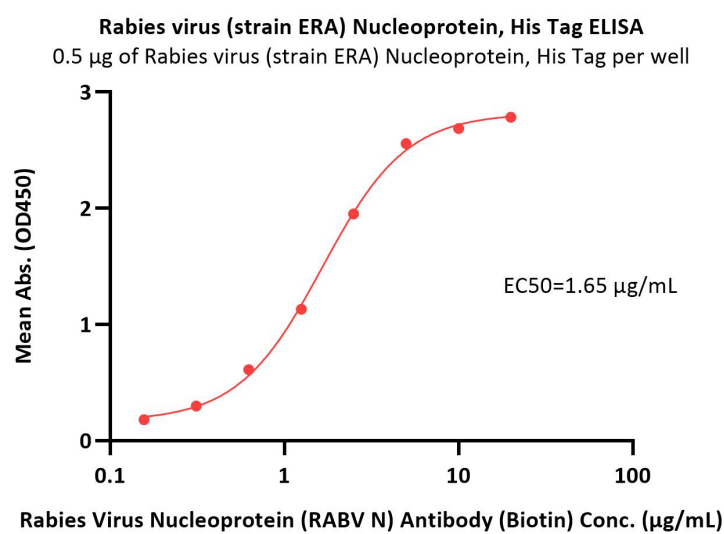


Rabies virus (strain ERA) Nucleoprotein, His Tag on SDS-PAGE under reducing (R) condition. The gel was stained with Coomassie Blue. The purity of the protein is greater than 90% (With [Star Ribbon Pre-stained Protein Marker](#)).

## Bioactivity-ELISA

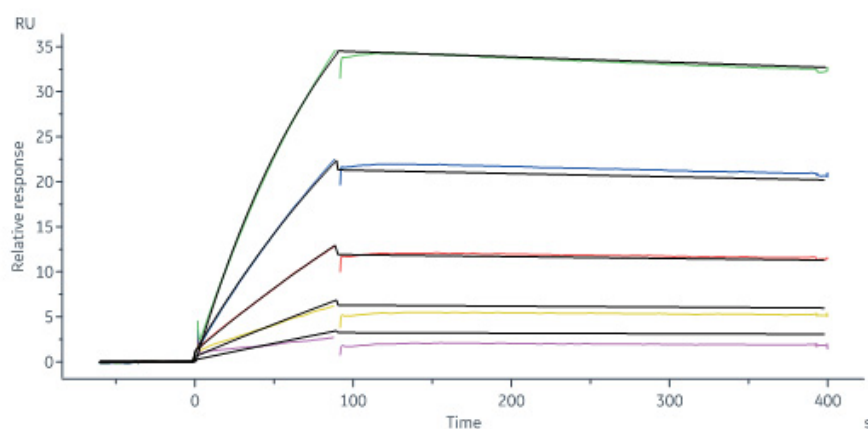
Discounts, Gifts,  
and more!





Immobilized Rabies virus (strain ERA) Nucleoprotein, His Tag (Cat. No. NUN-R55H3) at 5 µg/mL (100 µL/well) can bind Rabies Virus Nucleoprotein (RABV N) Antibody (Biotin) with a linear range of 0.156-5 µg/mL (QC tested).

**Bioactivity-SPR**



Rabies Virus Nucleoprotein (RABV N) Antibody (Biotin) captured on Protein G Chip can bind Rabies virus (strain ERA) Nucleoprotein, His Tag (Cat. No. NUN-R55H3) with an affinity constant of 3.17 nM as determined in a SPR assay (Biacore 8K) (Routinely tested).

**Background**

Rabies virus (RABV), scientific name Rabies lyssavirus, is a deadly neurotropic virus that causes rabies in humans and animals. Rabies virus has an extremely wide host range and its transmission most often occur through the saliva of animals. Without intervention prior to disease progression, rabies has the highest case fatality of any infectious disease. RABV contains a single-stranded negative-sense RNA genome that encodes five structural proteins: nucleoprotein (N), phosphoprotein (P), matrix protein (M), glycoprotein (G), and RNA-dependent RNA polymerase (L). Encapsidates the genome in a ratio of one protein N per nine ribonucleotides, protecting it from nucleases. If expressed without protein P it binds non-specifically RNA and therefore can bind it's own mRNA. Interaction with protein P abolishes any non-specific RNA binding, and prevents phosphorylation.

Discounts, Gifts,  
and more!

