

Human NY-ESO-1 TCR Protein, Fc Tag (MALS & SPR verified)

Catalog # NYR-H5258



BIOSYSTEMS
Acro

Surprise Inside!

Synonym

NY-ESO-1 TCR

Source

Human NY-ESO-1 TCR Protein, Fc Tag (NYR-H5258) is expressed from human 293 cells (HEK293).

Molecular Characterization

This protein carries a human IgG1 Fc tag at the C-terminus.

The protein has a calculated MW of 49.3 kDa & 53.2 kDa. The protein migrates as 60-80 kDa when calibrated against [Star Ribbon Pre-stained Protein Marker](#) under reducing (R) condition (SDS-PAGE) due to glycosylation.

Endotoxin

Less than 1.0 EU per µg by the LAL method / rFC method.

Purity

>90% as determined by SDS-PAGE.

>90% as determined by SEC-MALS.

Formulation

Lyophilized from 0.22 µm filtered solution in 50 mM Tris, 100 mM Glycine, 25 mM Arginine, 150 mM NaCl, pH7.5 with trehalose as protectant.

Contact us for customized product form or formulation.

Reconstitution

Please see Certificate of Analysis for specific instructions.

For best performance, we strongly recommend you to follow the reconstitution protocol provided in the CoA.

Storage

For long term storage, the product should be stored at lyophilized state at -20°C or lower.

Please avoid repeated freeze-thaw cycles.

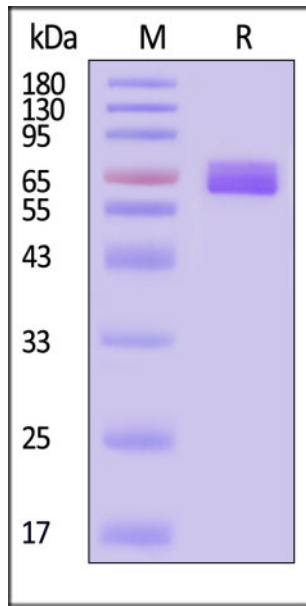
This product is stable after storage at:

- -20°C to -70°C for 12 months in lyophilized state;
- -70°C for 3 months under sterile conditions after reconstitution.

ACRO Quality Management System

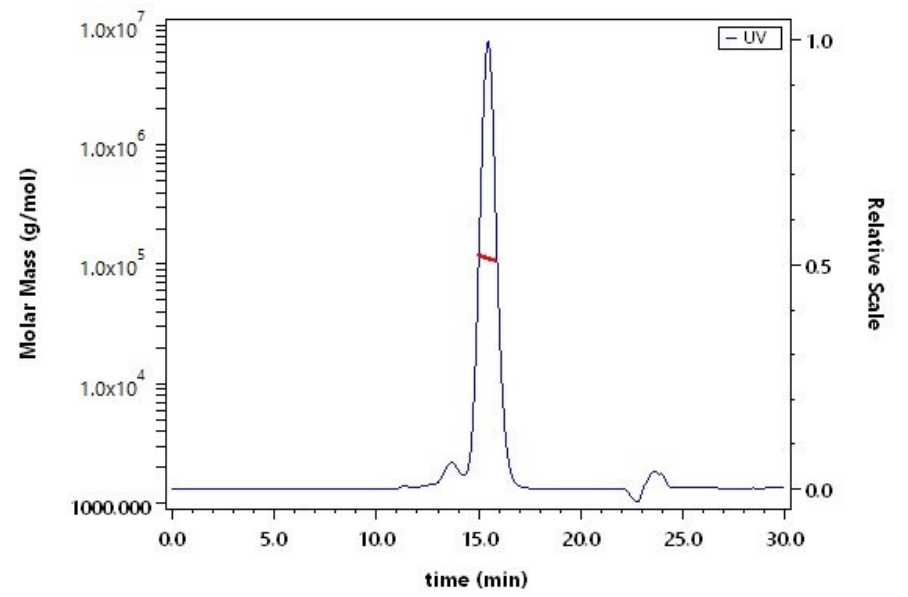
- [QMS\(ISO, GMP\)](#)
- [Quality Advantages](#)
- [Quality Control Process](#)

SDS-PAGE



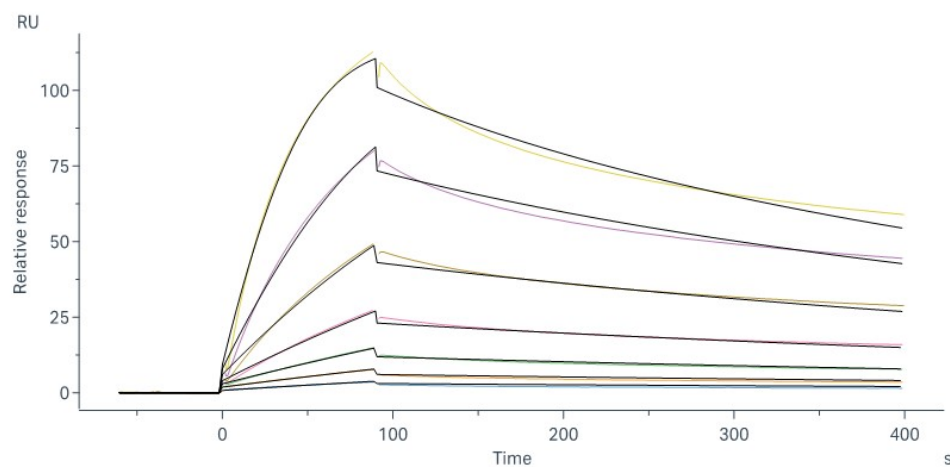
Human NY-ESO-1 TCR Protein, Fc Tag on SDS-PAGE under reducing (R) condition. The gel was stained with Coomassie Blue. The purity of the protein is greater than 90% (With [Star Ribbon Pre-stained Protein Marker](#)).

SEC-MALS



The purity of Human NY-ESO-1 TCR Protein, Fc Tag (Cat. No. NYR-H5258) is more than 90% and the molecular weight of this protein is around 100-130 kDa verified by SEC-MALS.

Bioactivity-SPR



Human NY-ESO-1 TCR Protein, Fc Tag (Cat. NYR-H5258) captured on Protein A Chip can bind Human HLA-A*02:01&B2M&NY-ESO-1 (SLLMWITQV) Tetramer Protein (Cat. No. HL1-H52E7) with an affinity constant of 15.7 nM as determined in a SPR assay (Biacore 8K) (QC tested).

Background

NY-ESO-1 is one of the most recognized tumor antigens in immunotherapy. Its expression is strictly limited to male germ cells and multiple malignant tumor cells, with virtually no presence in normal somatic cells. This unique expression profile makes it an ideal target for T-cell receptor (TCR) therapy. NY-ESO-1 specific TCR can bind to NY-ESO-1 peptides presented by MHC molecules, and clinical trials have demonstrated significant efficacy of NY-ESO-1 targeted TCR-T therapy in advanced sarcomas and other malignancies.

Discounts, Gifts,
and more!



www.acrobiosystems.com

