



Synonym

TNFRSF4,OX40,CD134,OX40L receptor,ACT35,TXGP1L

Source

Mouse OX40, His Tag(OX0-M5228) is expressed from human 293 cells (HEK293). It contains AA Val 20 - Pro 211 (Accession # [P47741-1](#)).

Predicted N-terminus: Val 20

Molecular Characterization

OX40(Val 20 - Pro 211)
P47741-1 Poly-his

This protein carries a polyhistidine tag at the C-terminus.

The protein has a calculated MW of 23.2 kDa. The protein migrates as 40-55 kDa under reducing (R) condition (SDS-PAGE) due to glycosylation.

Endotoxin

Less than 1.0 EU per µg by the LAL method / rFC method.

Purity

>90% as determined by SDS-PAGE.

Formulation

Lyophilized from 0.22 µm filtered solution in PBS, pH7.4 with trehalose as protectant.

Contact us for customized product form or formulation.

Reconstitution

Please see Certificate of Analysis for specific instructions.

For best performance, we strongly recommend you to follow the reconstitution protocol provided in the CoA.

Storage


For long term storage, the product should be stored at lyophilized state at -20°C or lower.

Please avoid repeated freeze-thaw cycles.

This product is stable after storage at:

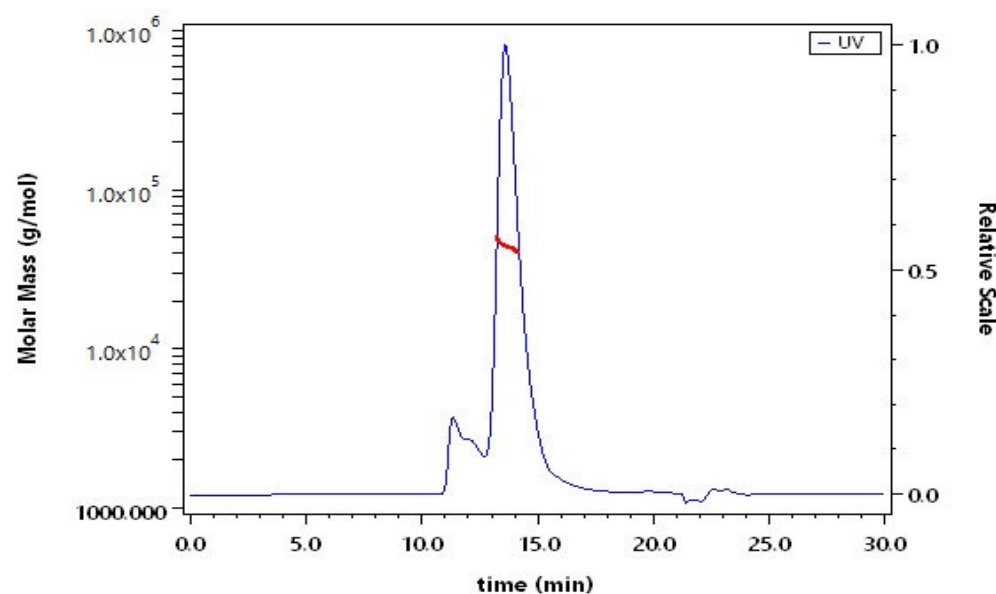
- -20°C to -70°C for 12 months in lyophilized state;
- -70°C for 3 months under sterile conditions after reconstitution.

SDS-PAGE



Mouse OX40, His Tag on SDS-PAGE under reducing (R) condition. The gel was stained with Coomassie Blue. The purity of the protein is greater than 90%.

SEC-MALS



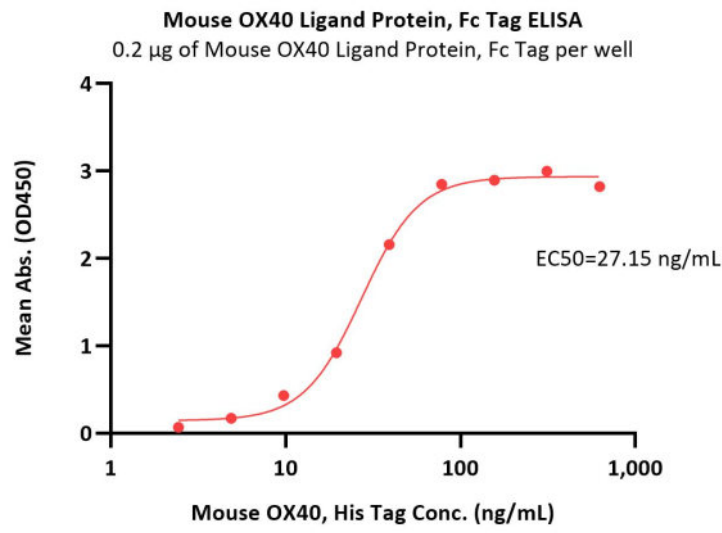
The purity of Mouse OX40, His Tag (Cat. No. OX0-M5228) is more than 85% and the molecular weight of this protein is around 35-50 kDa verified by SEC-MALS.

[Report](#)

Bioactivity-ELISA

Discounts, Gifts,
and more!





Immobilized Mouse OX40 Ligand Protein, Fc Tag (Cat. No. OXL-M5263) at 2 µg/mL (100 µL/well) can bind Mouse OX40, His Tag (Cat. No. OX0-M5228) with a linear range of 2-39 ng/mL (QC tested).

Background

Tumor necrosis factor receptor superfamily member 4 (TNFRSF4) is also known as ACT35 antigen, OX40L receptor, TAX transcriptionally-activated glycoprotein 1 receptor, CD antigen CD134, OX40. OX40 / TNFRSF4 contains four TNFR-Cys repeats. TNFRSF4 is receptor for TNFSF4 / OX40L / GP34 and can interact with TRAF2, TRAF3 and TRAF5.

Discounts, Gifts,
and more!

