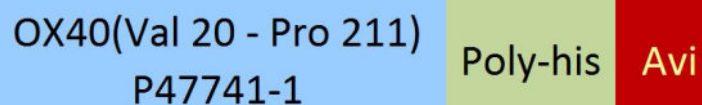


**Synonym**

TNFRSF4,OX40,CD134,OX40L receptor,ACT35,TXGP1L

SourceBiotinylated Mouse OX40, His,Avitag(OX0-M82E5) is expressed from human 293 cells (HEK293). It contains AA Val 20 - Pro 211 (Accession # [P47741-1](#)).

Predicted N-terminus: Val 20

Molecular Characterization

This protein carries a polyhistidine tag at the C-terminus, followed by an Avi tag (Avitag™).

The protein has a calculated MW of 25.0 kDa. The protein migrates as 35-50 kDa under reducing (R) condition (SDS-PAGE) due to glycosylation.

Labeling*Biotinylation of this product is performed using Avitag™ technology. Briefly, the single lysine residue in the Avitag is enzymatically labeled with biotin.***Protein Ratio**

Passed as determined by the HABA assay / binding ELISA.

Purity

>90% as determined by SDS-PAGE.

Formulation

Lyophilized from 0.22 µm filtered solution in PBS, pH7.4 with trehalose as protectant.

Contact us for customized product form or formulation.

Reconstitution

Please see Certificate of Analysis for specific instructions.


*For best performance, we strongly recommend you to follow the reconstitution protocol provided in the CoA.***Storage**

For long term storage, the product should be stored at lyophilized state at -20°C or lower.

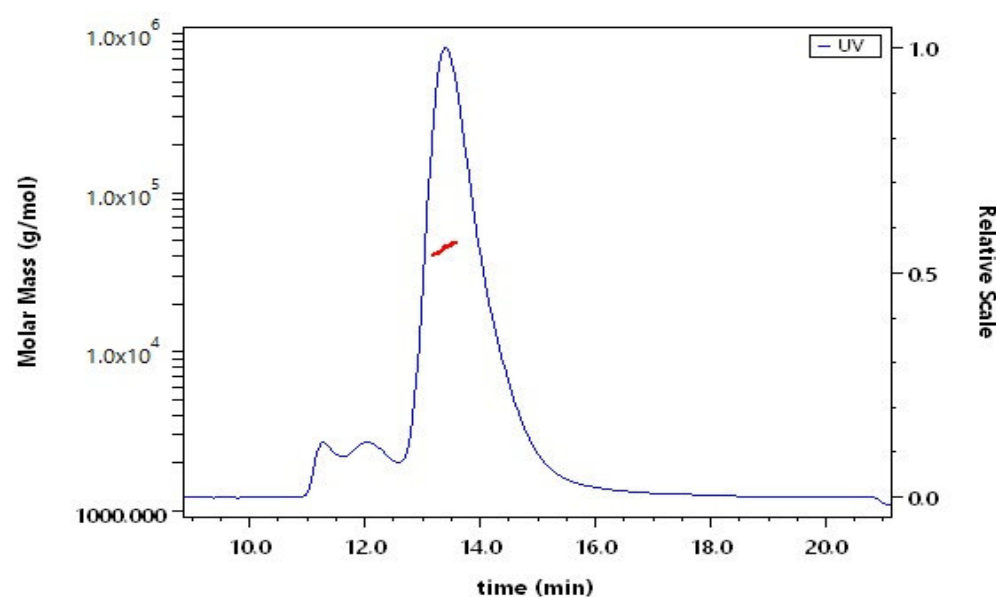
Please avoid repeated freeze-thaw cycles.

This product is stable after storage at:

- -20°C to -70°C for 12 months in lyophilized state;
- -70°C for 3 months under sterile conditions after reconstitution.

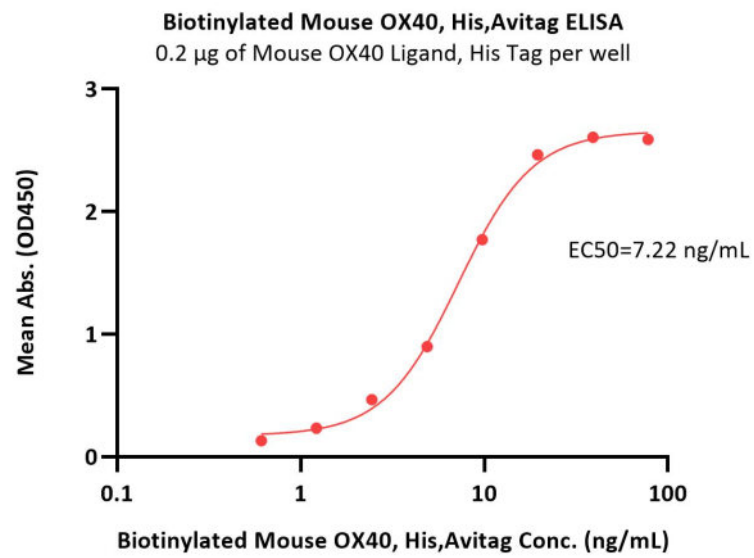
SDS-PAGE

Biotinylated Mouse OX40, His,Avitag on SDS-PAGE under reducing (R) condition. The gel was stained with Coomassie Blue. The purity of the protein is greater than 90%.

Bioactivity-ELISA**SEC-MALS**

The purity of Biotinylated Mouse OX40, His,Avitag (Cat. No. OX0-M82E5) is more than 85% and the molecular weight of this protein is around 30-45 kDa verified by SEC-MALS.

[Report](#)**Discounts, Gifts,
and more!**



Immobilized Mouse OX40 Ligand, His Tag (Cat. No. TN4-M5241) at 2 µg/mL (100 µL/well) can bind Biotinylated Mouse OX40, His,Avitag (Cat. No. OX0-M82E5) with a linear range of 0.6-10 ng/mL (QC tested).

Background

Tumor necrosis factor receptor superfamily member 4 (TNFRSF4) is also known as ACT35 antigen, OX40L receptor, TAX transcriptionally-activated glycoprotein 1 receptor, CD antigen CD134, OX40. OX40 / TNFRSF4 contains four TNFR-Cys repeats. TNFRSF4 is receptor for TNFSF4 / OX40L / GP34 and can interact with TRAF2, TRAF3 and TRAF5.

Discounts, Gifts,
and more!

