



Synonym

CD200,MOX1,MOX2,MRC,OX-2,My033

Source

Biotinylated Mouse CD200, Fc,Avitag(OX2-M82F3) is expressed from human 293 cells (HEK293). It contains AA Gln 31 - Gly 232 (Accession # [O54901-1](#)).

Predicted N-terminus: Gln 31

Molecular Characterization

CD200(Gln 31 - Gly 232) O54901-1	Fc(Pro 100 - Lys 330) P01857	Avi
-------------------------------------	---------------------------------	-----

This protein carries a human IgG1 Fc tag at the C-terminus, followed by an Avi tag (Avitag™).

The protein has a calculated MW of 50.5 kDa. The protein migrates as 66-75 kDa under reducing (R) condition (SDS-PAGE) due to glycosylation.

Labeling

Biotinylation of this product is performed using Avitag™ technology. Briefly, the single lysine residue in the Avitag is enzymatically labeled with biotin.

Protein Ratio

Passed as determined by the HABA assay / binding ELISA.

Purity

>95% as determined by SDS-PAGE.

>95% as determined by SEC-MALS.

Formulation

Lyophilized from 0.22 µm filtered solution in 50 mM Tris, 100 mM Glycine, 25 mM Arginine, 150 mM NaCl, pH7.5 with trehalose as protectant.

Contact us for customized product form or formulation.

Reconstitution

Please see Certificate of Analysis for specific instructions.

For best performance, we strongly recommend you to follow the reconstitution protocol provided in the CoA.

Storage


For long term storage, the product should be stored at lyophilized state at -20°C or lower.

Please avoid repeated freeze-thaw cycles.

This product is stable after storage at:

- -20°C to -70°C for 12 months in lyophilized state;
- -70°C for 3 months under sterile conditions after reconstitution.

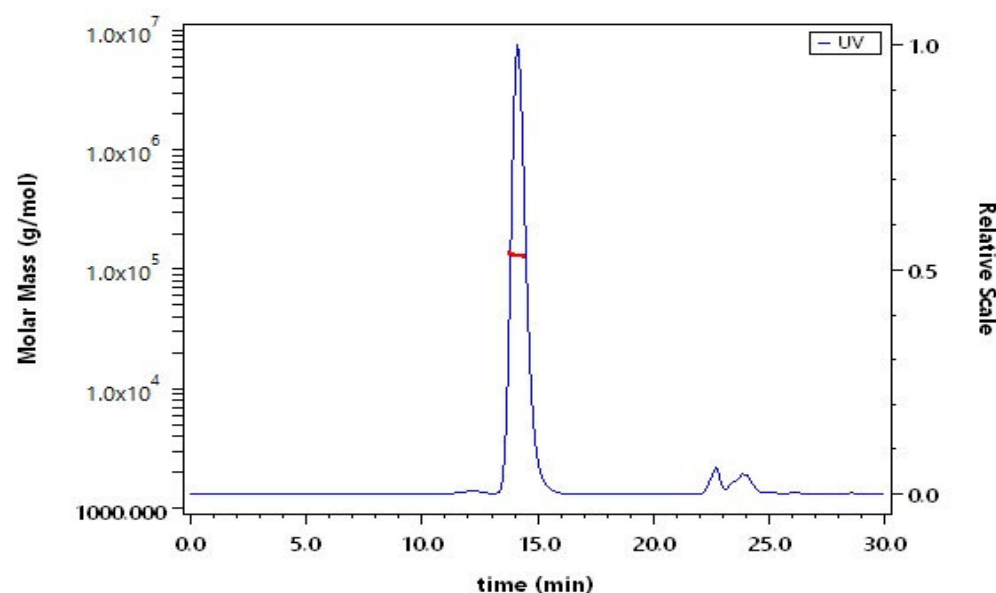
SDS-PAGE



Biotinylated Mouse CD200, Fc,Avitag on SDS-PAGE under reducing (R) condition. The gel was stained with Coomassie Blue. The purity of the protein is greater than 95%.

Bioactivity-ELISA

SEC-MALS

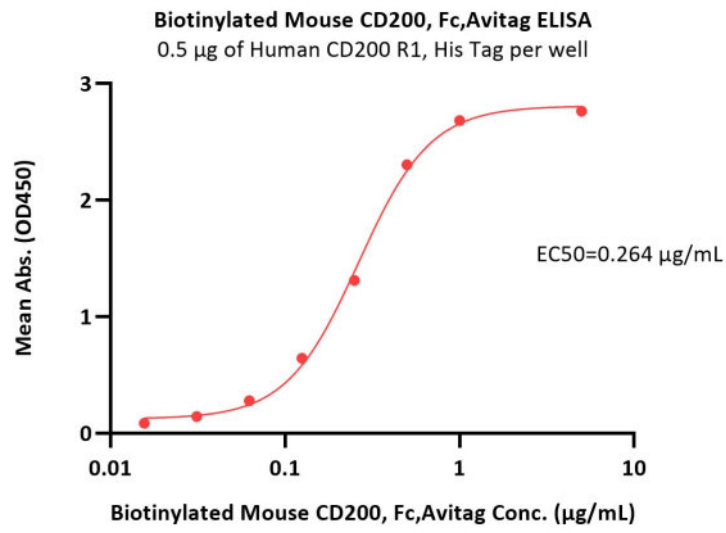


The purity of Biotinylated Mouse CD200, Fc,Avitag (Cat. No. OX2-M82F3) is more than 95% and the molecular weight of this protein is around 125-135 kDa verified by SEC-MALS.

[Report](#)

Discounts, Gifts,
and more!





Immobilized Human CD200 R1, His Tag (Cat. No. CR2-H52H6) at 5 µg/mL (100 µL/well) can bind Biotinylated Mouse CD200, Fc,Avitag (Cat. No. OX2-M82F3) with a linear range of 0.02-0.5 µg/mL (QC tested).

Background

CD200 is also known as OX-2 membrane glycoprotein (OX-2), is a type-1 membrane glycoprotein, which contains two immunoglobulin domains (1 Ig-like C2-type (immunoglobulin-like) domain and Ig-like V-type (immunoglobulin-like) domain), and thus belongs to the immunoglobulin superfamily. CD200 / OX-2 is widely expressed in multiple cell types. CD200 interacts with a structurally related receptor (CD200R) expressed mainly on myeloid cells and is involved in regulation of macrophage and mast cell function. OX-2 / CD200 and CD200R associate via their respective N-terminal Ig-like domains. CD200 also plays an important role in prevention of graft rejection, autoimmune diseases and spontaneous abortion.

Discounts, Gifts,
and more!

