



Synonym

OX40L, TNFSF4, CD252, Glycoprotein Gp34, TXGP1, CD134 ligand, CD134L

Source

Mouse OX40 Ligand Protein, Fc Tag (OXL-M5263) is expressed from human 293 cells (HEK293). It contains AA Ser 51 - Leu 198 (Accession # [P43488-1](#)).

Predicted N-terminus: Pro

Molecular Characterization

Fc(Pro 100 - Lys 330)
P01857

OX40 Ligand(Ser 51 - Leu 198)
P43488-1

This protein carries a human IgG1 Fc tag at the N-terminus.

The protein has a calculated MW of 43.1 kDa. The protein migrates as 43-48 kDa when calibrated against [Star Ribbon Pre-stained Protein Marker](#) under reducing (R) condition (SDS-PAGE) due to glycosylation.

The protein is designed as a trimer.

Endotoxin

Less than 0.01 EU per µg by the LAL method / rFC method.

Purity

>90% as determined by SDS-PAGE.

>95% as determined by SEC-MALS.

Formulation

Lyophilized from 0.22 µm filtered solution in PBS, pH7.4 with trehalose as protectant.

Contact us for customized product form or formulation.

Reconstitution

Please see Certificate of Analysis for specific instructions.

For best performance, we strongly recommend you to follow the reconstitution protocol provided in the CoA.

Storage

For long term storage, the product should be stored at lyophilized state at -20°C or lower.

Please avoid repeated freeze-thaw cycles.

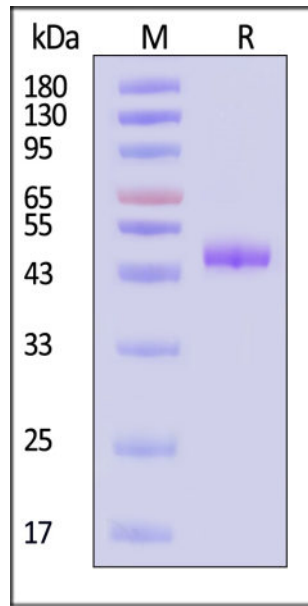
This product is stable after storage at:

- -20°C to -70°C for 12 months in lyophilized state;
- -70°C for 3 months under sterile conditions after reconstitution.

ACRO Quality Management System

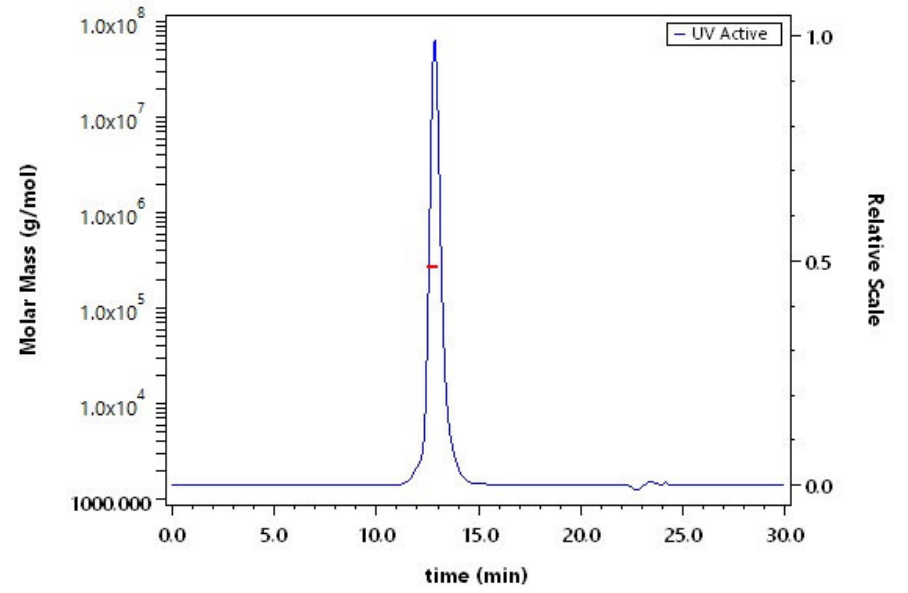
- [QMS\(ISO, GMP\)](#)
- [Quality Advantages](#)
- [Quality Control Process](#)

SDS-PAGE



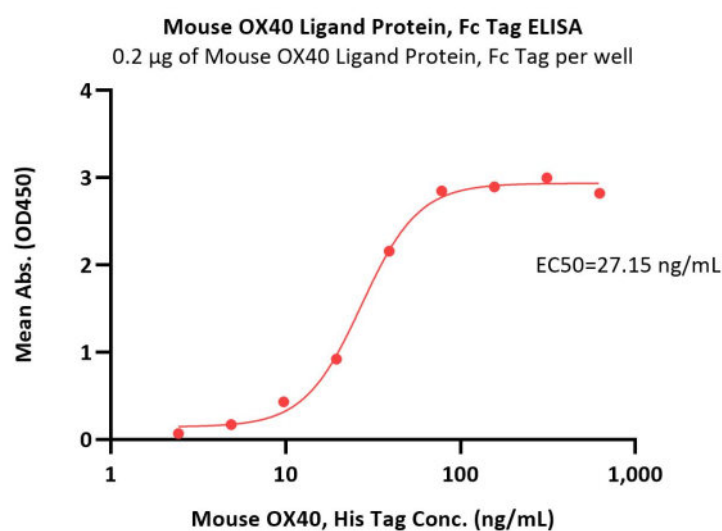
Mouse OX40 Ligand Protein, Fc Tag on SDS-PAGE under reducing (R) condition. The gel was stained with Coomassie Blue. The purity of the protein is greater than 90% (With [Star Ribbon Pre-stained Protein Marker](#)).

SEC-MALS



The purity of Mouse OX40 Ligand Protein, Fc Tag (Cat. No. OXL-M5263) is more than 95% and the molecular weight of this protein is around 258-295 kDa verified by SEC-MALS.

Bioactivity-ELISA



Immobilized Mouse OX40 Ligand Protein, Fc Tag (Cat. No. OXL-M5263) at 2 µg/mL (100 µL/well) can bind Mouse OX40, His Tag (Cat. No. OX0-M5228) with a linear range of 2-39 ng/mL (QC tested).

Background

Tumor necrosis factor ligand superfamily member 4 (TNFSF4) is also known as glycoprotein Gp34, OX40 ligand (OX40L), TAX transcriptionally-activated glycoprotein 1 and CD252, which belongs to the tumor necrosis factor family. TNFSF4 is the ligand for CD134 and is expressed on such cells as DC2s (a subtype of dendritic cells) enabling amplification of Th2 cell differentiation. The interaction of TNFSF4-TNFSF4 is involved in the pathogenesis of multiple autoimmune and inflammatory diseases such as systemic lupus erythematosus (SLE), carotid artery disease and cancer. Furthermore, similar to other TNF superfamily members, membrane-bound OX40 Ligand (TNFSF4) exists as a homotrimer. Human TNFSF4 shares 46% amino acid sequence identity with its mouse counterpart.

Discounts, Gifts,
and more!



www.acrobiosystems.com



4/24/2026