



(MALS verified)

Catalog # OXL-R5259

## Synonym

OX40L, TNFSF4, CD252, Glycoprotein Gp34, TXGP1, CD134 ligand, CD134L

## Source

Cynomolgus / Rhesus macaque OX40 Ligand, Mouse IgG2a Fc Tag (OXL-R5259) is expressed from human 293 cells (HEK293). It contains AA Gln 51 - Leu 183 (Accession # [F7FL80-1](#)). In the region Gln 51 - Leu 183, the AA sequence of Cynomolgus and Rhesus macaque OX40 Ligand are homologous.

Predicted N-terminus: Glu

## Molecular Characterization

mFc(Glu 98 - Lys 330)

P01863

OX40 Ligand(Gln 51 - Leu 183)

F7FL80-1

### [Other Tags and Version Biotin & Other Labeled Version](#)

This protein carries a mouse IgG2a Fc tag at the N-terminus.

The protein has a calculated MW of 42.5 kDa. The protein migrates as 47-58 kDa under reducing (R) condition (SDS-PAGE) due to glycosylation.

The protein is designed as a trimer.

## Endotoxin

Less than 0.01 EU per µg by the LAL method / rFC method.

## Purity

&gt;90% as determined by SDS-PAGE.

## Formulation

Lyophilized from 0.22 µm filtered solution in 50 mM Tris, 100 mM Glycine, pH7.5 with trehalose as protectant.

Contact us for customized product form or formulation.

## Reconstitution

Please see Certificate of Analysis for specific instructions.

**For best performance, we strongly recommend you to follow the reconstitution protocol provided in the CoA.**

## Storage

For long term storage, the product should be stored at lyophilized state at -20°C or lower.

**Please avoid repeated freeze-thaw cycles.**

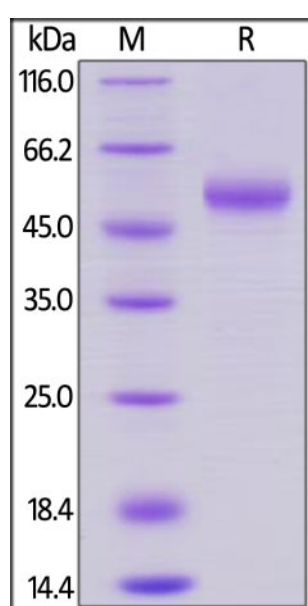
This product is stable after storage at:

- -20°C to -70°C for 12 months in lyophilized state;
- -70°C for 3 months under sterile conditions after reconstitution.

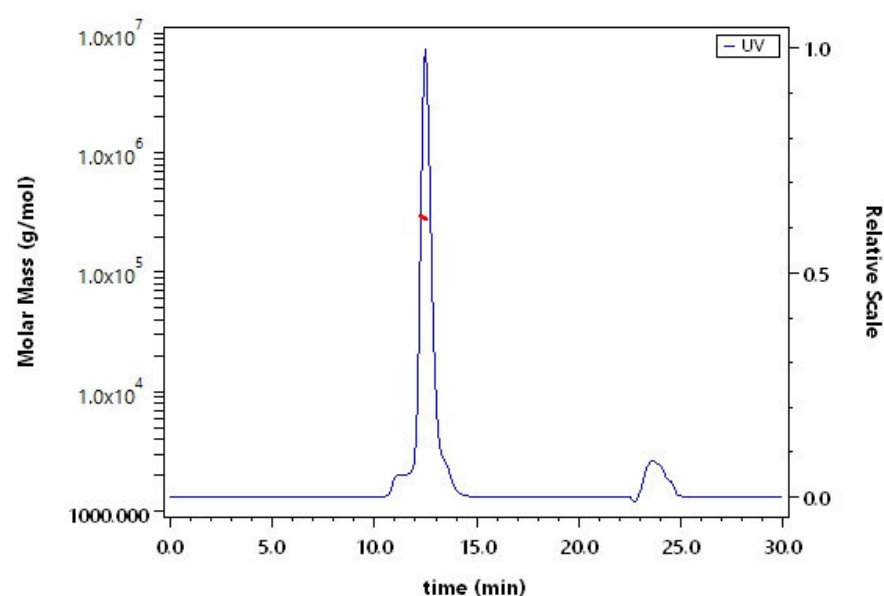
## ACRO Quality Management System

- [QMS\(ISO, GMP\)](#)
- [Quality Advantages](#)
- [Quality Control Process](#)

## SDS-PAGE



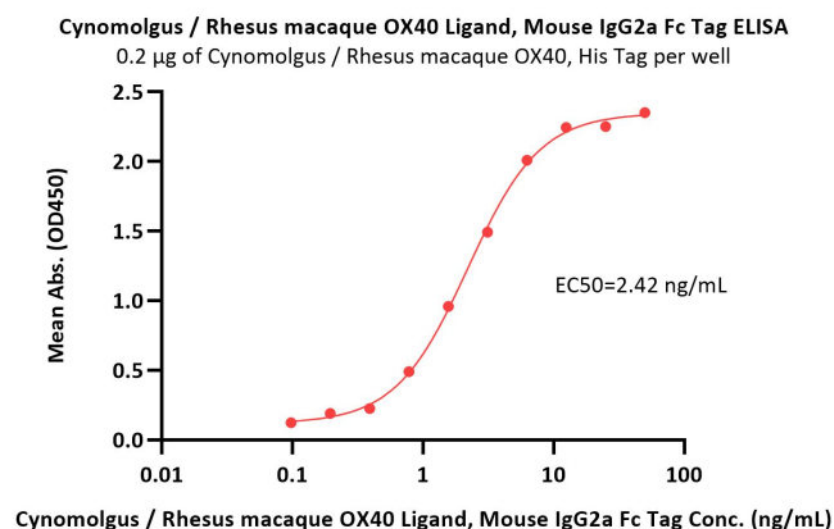
## SEC-MALS



Cynomolgus / Rhesus macaque OX40 Ligand, Mouse IgG2a Fc Tag on SDS-PAGE under reducing (R) condition. The gel was stained with Coomassie Blue. The purity of the protein is greater than 90%.

The purity of Cynomolgus / Rhesus macaque OX40 Ligand, Mouse IgG2a Fc Tag (Cat. No. OXL-R5259) is more than 85% and the molecular weight of this protein is around 270-300 kDa verified by SEC-MALS.

## Bioactivity-ELISA



Immobilized Cynomolgus / Rhesus macaque OX40, His Tag (Cat. No. OX0-C5220) at 2 µg/mL (100 µL/well) can bind Cynomolgus / Rhesus macaque OX40 Ligand, Mouse IgG2a Fc Tag (Cat. No. OXL-R5259) with a linear range of 0.1-3 ng/mL (QC tested).

## Background

Tumor necrosis factor ligand superfamily member 4 (TNFSF4) is also known as glycoprotein Gp34, OX40 ligand (OX40L), TAX transcriptionally-activated glycoprotein 1 and CD252, which belongs to the tumor necrosis factor family. TNFSF4 is the ligand for CD134 and is expressed on such cells as DC2s (a subtype of dendritic cells) enabling amplification of Th2 cell differentiation. The interaction of TNFSF4-TNFSF4 is involved in the pathogenesis of multiple autoimmune and inflammatory diseases such as systemic lupus erythematosus (SLE), carotid artery disease and cancer. Furthermore, similar to other TNF superfamily members, membrane-bound OX40 Ligand (TNFSF4) exists as a homotrimer. Human TNFSF4 shares 46% amino acid sequence identity with its mouse counterpart.

Discounts, Gifts,  
and more!



[www.acrobiosystems.com](http://www.acrobiosystems.com)