

Monoclonal Anti-SFTS virus pre-Gc protein(SFTS virus (HN6)) Antibody, Human IgG1 (17D4) (MALSA verified)

Catalog # PRN-MY316



Source

Monoclonal Anti-SFTS virus pre-Gc protein(SFTS virus (HN6)) Antibody, Human IgG1 (17D4) is a chimeric monoclonal antibody recombinantly expressed from HEK293, which combines the variable region of a mouse monoclonal antibody with Human constant domain.

Clone

17D4

Species

Mouse

Isotype

Human IgG1 | Human Kappa

Conjugate

Unconjugated

Antibody Type

Recombinant Monoclonal

Reactivity

SFTS virus (HN6)

Immunogen

Recombinant SFTS virus pre-Gc Protein (HN6) is expressed from human HEK293 cells

Specificity

Specifically recognizes SFTS virus pre-Gc Protein (HN6) Protein.

Application

Application	Recommended Usage
ELISA	0.05-13 ng/mL

Purity

95% as determined by SDS-PAGE.

90% as determined by SEC-MALS.

Purification

Protein A purified / Protein G purified

Formulation

Lyophilized from a 0.22 µm-filtered solution in PBS (pH 7.4), with trehalose as protectant.

Please contact us for customized product forms or formulations.

Reconstitution

Please refer to the Certificate of Analysis (CoA) for specific instructions.

For best performance, we strongly recommend following the reconstitution protocol provided in the CoA.

Storage

For long term storage, the product should be stored in a lyophilized state at -20°C or lower.

Please avoid repeated freeze-thaw cycles.

This product is stable after storage at:

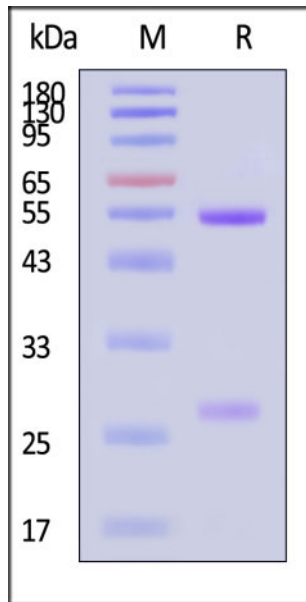
- -20°C to -70°C for 12 months in lyophilized state;
- -70°C for 3 months under sterile conditions after reconstitution.

ACRO Quality Management System

- [QMS\(ISO, GMP\)](#).

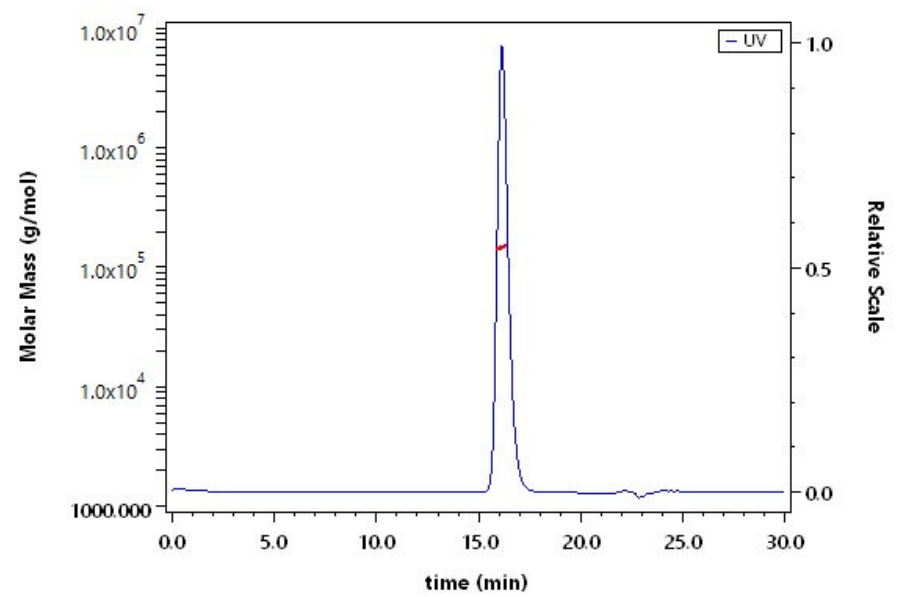
- [Quality Advantages](#)
- [Quality Control Process](#)

SDS-PAGE



Monoclonal Anti-SFTS virus pre-Gc protein(SFTS virus (HN6)) Antibody, Human IgG1 (17D4) on SDS-PAGE under reducing (R) condition. The gel was stained with Coomassie Blue. The purity of the protein is greater than 95% (With [Star Ribbon Pre-stained Protein Marker](#)).

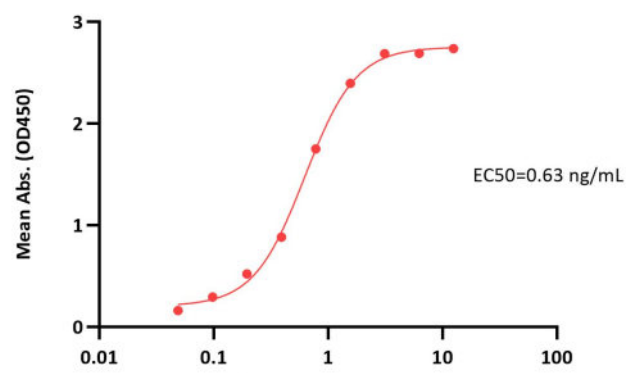
SEC-MALS



The purity of Monoclonal Anti-SFTS virus pre-Gc protein(SFTS virus (HN6)) Antibody, Human IgG1 (17D4) (Cat. No. PRN-MY316) is more than 90% and the molecular weight of this protein is around 135-160 kDa verified by SEC-MALS.

Bioactivity-ELISA

Monoclonal Anti-SFTS virus pre-Gc protein(SFTS virus (HN6)) Antibody, Human IgG1 (17D4) ELISA
0.1 µg of SFTS virus pre-Gc Protein (HN6), His Tag per well



Immobilized SFTS virus pre-Gc Protein (HN6), His Tag (Cat. No. PRN-S52H3) at 1 µg/mL (100 µL/well) can bind Monoclonal Anti-SFTS virus pre-Gc protein(SFTS virus (HN6)) Antibody, Human IgG1 (17D4) (Cat. No. PRN-MY316) with a linear range of 0.05-2 ng/mL (QC tested).

Background

Severe fever with thrombocytopenia syndrome (SFTS) is an emerging viral hemorrhagic fever (VHF) endemic to China, South Korea, Japan, and Vietnam. Severe fever with thrombocytopenia syndrome (SFTS) is an infectious disease with a high fatality rate, caused by SFTS virus (SFTSV). To our knowledge, no efficient SFTSV vaccine exists.

Discounts, Gifts,
and more!



www.acrobiosystems.com

