



Synonym

Glycoprotein C/Gc protein (SFTSV)

Source

SFTS virus pre-Gc Protein (HN6), His Tag(PRN-S52H3) is expressed from human 293 cells (HEK293). It contains AA Cys 563 - Arg 1035 (Accession # [F1BWU4](#)).

Predicted N-terminus: Cys 563

Molecular Characterization

pre-Gc protein(Cys 563 - Arg 1035)
F1BWU4 Poly-his

This protein carries a polyhistidine tag at the C-terminus.

The protein has a calculated MW of 52.5 kDa. The protein migrates as 64-70 kDa when calibrated against [Star Ribbon Pre-stained Protein Marker](#) under reducing (R) condition (SDS-PAGE) due to glycosylation.

Endotoxin

Less than 1.0 EU per µg by the LAL method / rFC method.

Purity

>95% as determined by SDS-PAGE.

>90% as determined by SEC-MALS.

Formulation

Lyophilized from 0.22 µm filtered solution in PBS, pH7.4 with trehalose as protectant.

Contact us for customized product form or formulation.

Reconstitution

Please see Certificate of Analysis for specific instructions.

For best performance, we strongly recommend you to follow the reconstitution protocol provided in the CoA.

Storage


For long term storage, the product should be stored at lyophilized state at -20°C or lower.

Please avoid repeated freeze-thaw cycles.

This product is stable after storage at:

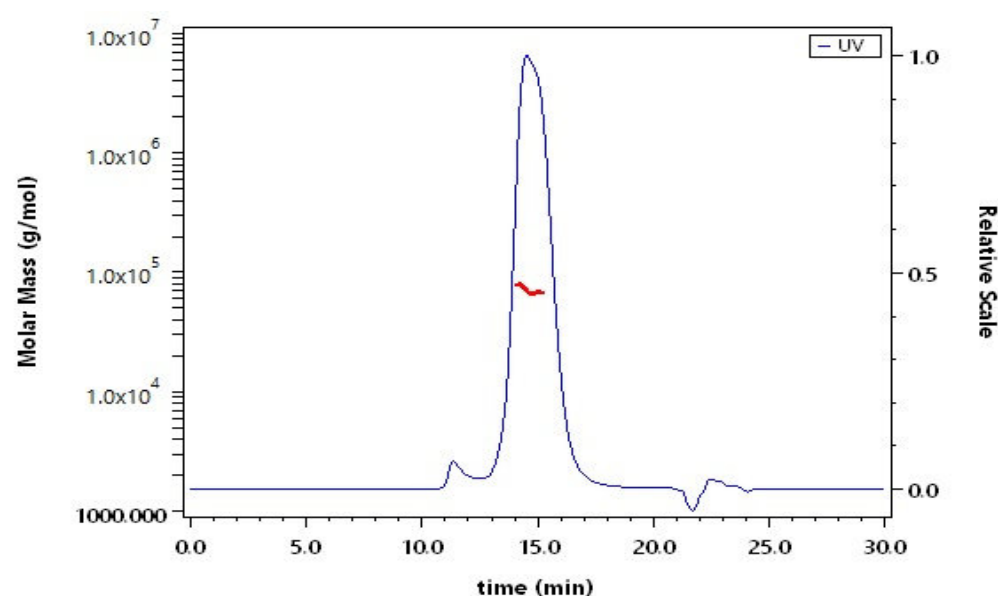
- -20°C to -70°C for 12 months in lyophilized state;
- -70°C for 3 months under sterile conditions after reconstitution.

SDS-PAGE



SFTS virus pre-Gc Protein (HN6), His Tag on SDS-PAGE under reducing (R) condition. The gel was stained with Coomassie Blue. The purity of the protein is greater than 95% (With [Star Ribbon Pre-stained Protein Marker](#)).

SEC-MALS



The purity of SFTS virus pre-Gc Protein (HN6), His Tag (Cat. No. PRN-S52H3) is more than 90% and the molecular weight of this protein is around 60-80 kDa verified by SEC-MALS.

[Report](#)

Bioactivity-ELISA

Discounts, Gifts,
and more!

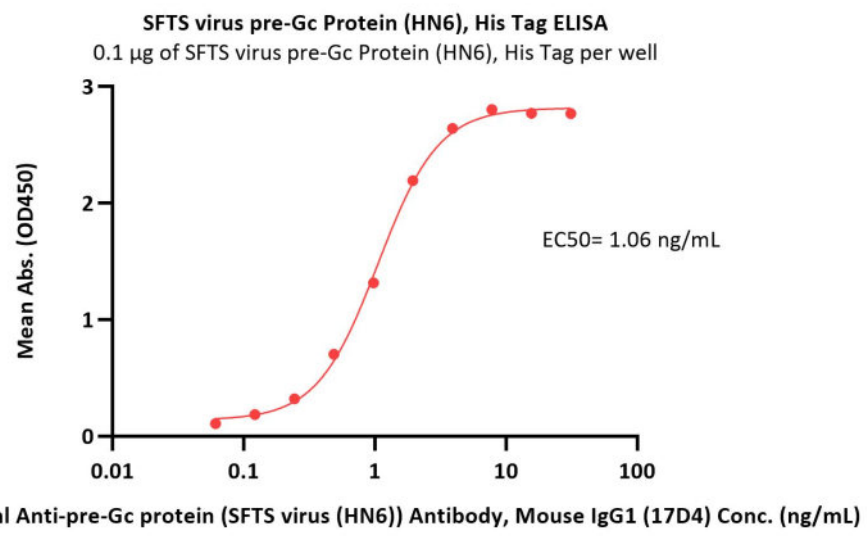


SFTS virus pre-Gc Protein (HN6), His Tag (MALS verified)

Catalog # PRN-S52H3



BIOSYSTEMS
Acro



Immobilized SFTS virus pre-Gc Protein (HN6), His Tag (Cat. No. PRN-S52H3) at 1 µg/mL (100 µL/well) can bind Monoclonal Anti-pre-Gc protein (SFTS virus (HN6)) Antibody, Mouse IgG1 (17D4) (Cat. No. PRN-Y316) with a linear range of 0.1-2 ng/mL (QC tested).

Background

Severe fever with thrombocytopenia syndrome (SFTS) is an emerging viral hemorrhagic fever (VHF) endemic to China, South Korea, Japan, and Vietnam. Severe fever with thrombocytopenia syndrome (SFTS) is an infectious disease with a high fatality rate, caused by SFTS virus (SFTSV). To our knowledge, no efficient SFTSV vaccine exists.

Discounts, Gifts,
and more!



www.acrobiosystems.com

10/20/2025