



**Synonym**

PTK7,CCK4,CCK-4,Tyrosine-protein kinase-like 7,Protein-tyrosine kinase 7,Protein-tyrosine kinase 7

**Source**

Human PTK7, Fc Tag(PT7-H5253) is expressed from human 293 cells (HEK293). It contains AA Ala 31 - Thr 704 (Accession # [Q13308-1](#)). Predicted N-terminus: Ala 31

**Molecular Characterization**

PTK7(Ala 31 - Thr 704) Q13308-1	Fc(Pro 100 - Lys 330) P01857
------------------------------------	---------------------------------

This protein carries a human IgG1 Fc tag at the C-terminus.

The protein has a calculated MW of 101.1 kDa. The protein migrates as 125-140 kDa under reducing (R) condition (SDS-PAGE) due to glycosylation.

**Endotoxin**

Less than 1.0 EU per µg by the LAL method / rFC method.

**Purity**

>95% as determined by SDS-PAGE.

>95% as determined by SEC-MALS.

**Formulation**

Lyophilized from 0.22 µm filtered solution in 50 mM Tris, 100 mM Glycine, 25 mM Arginine, 150 mM NaCl, pH7.5 with trehalose as protectant.

Contact us for customized product form or formulation.

**Reconstitution**

Please see Certificate of Analysis for specific instructions.

*For best performance, we strongly recommend you to follow the reconstitution protocol provided in the CoA.*

**Storage**

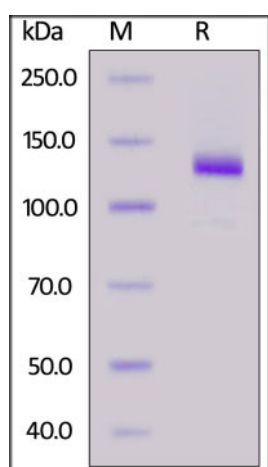
For long term storage, the product should be stored at lyophilized state at -20°C or lower.

*Please avoid repeated freeze-thaw cycles.*

This product is stable after storage at:

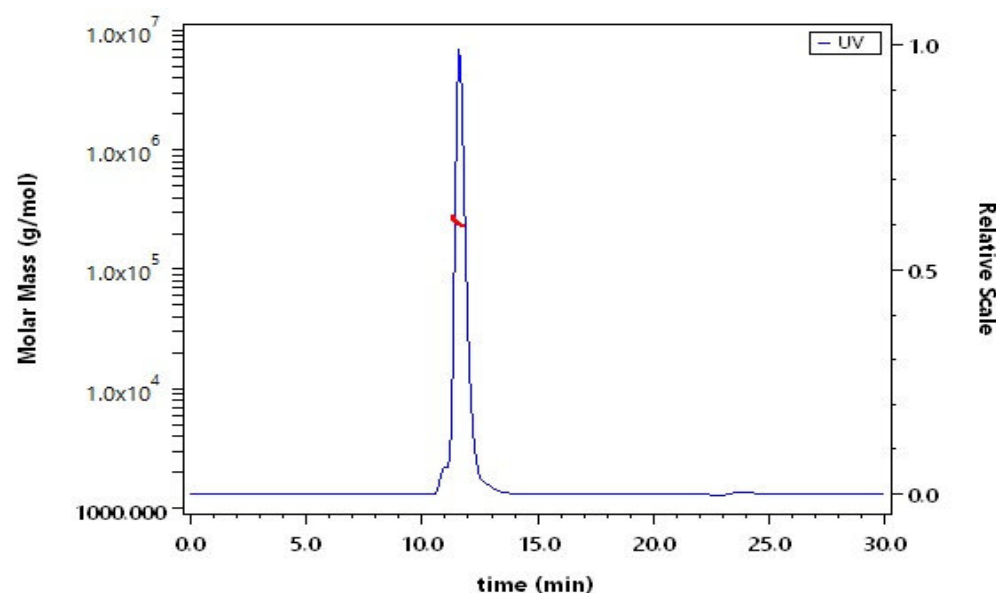
- -20°C to -70°C for 12 months in lyophilized state;
- -70°C for 3 months under sterile conditions after reconstitution.

**SDS-PAGE**



Human PTK7, Fc Tag on SDS-PAGE under reducing (R) condition. The gel was stained with Coomassie Blue. The purity of the protein is greater than 95%.

**SEC-MALS**



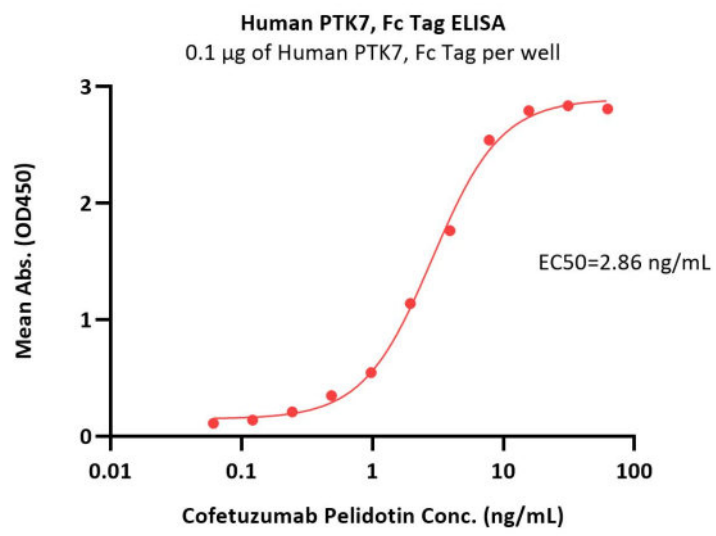
The purity of Human PTK7, Fc Tag (Cat. No. PT7-H5253) is more than 95% and the molecular weight of this protein is around 230-260 kDa verified by SEC-MALS.

[Report](#)

**Bioactivity-ELISA**

Discounts, Gifts,  
and more!





Immobilized Human PTK7, Fc Tag (Cat. No. PT7-H5253) at 1  $\mu$ g/mL (100  $\mu$ L/well) can bind Cofetuzumab Pelidotin with a linear range of 0.06-8 ng/mL (QC tested).

## Background

PTK7, highly expressed in lung, liver, pancreas, kidney, placenta and melanocytes. Weakly expressed in thyroid gland, ovary, brain, heart and skeletal muscle. Also expressed in erythroleukemia cells. Inactive tyrosine kinase involved in Wnt signaling pathway. Component of both the non-canonical (also known as the Wnt/planar cell polarity signaling) and the canonical Wnt signaling pathway. Functions in cell adhesion, cell migration, cell polarity, proliferation, actin cytoskeleton reorganization and apoptosis. Has a role in embryogenesis, epithelial tissue organization and angiogenesis.

Discounts, Gifts,  
and more!

