

Monoclonal Anti-RSV(B)-Pre-F0 Antibody, Mouse IgG1 (7B2) (MALS verified)

Catalog # RSV-MY2189



Source

Monoclonal Anti-RSV(B)-Pre-F0 Antibody, Mouse IgG1 (7B2) is a Mouse monoclonal antibody recombinantly expressed from HEK293 cells.

Clone

7B2

Species

Mouse

Isotype

Mouse IgG1 | Mouse kappa

Conjugate

Unconjugated

Antibody Type

Recombinant Monoclonal

Reactivity

Virus

Immunogen

Recombinant HRSV (B) Pre-fusion glycoprotein F0 is expressed from human 293 cells

Specificity

Specifically recognizes HRSV (B) Pre-fusion glycoprotein F0.

Application

Application	Recommended Usage
ELISA	0.5-250 ng/mL

Purity

90% as determined by SDS-PAGE.

90% as determined by SEC-MALS.

Purification

Protein A purified / Protein G purified

Formulation

Lyophilized from a 0.22 µm-filtered solution in PBS (pH 7.4), with trehalose as protectant.

Please contact us for customized product forms or formulations.

Reconstitution

Please refer to the Certificate of Analysis (CoA) for specific instructions.

For best performance, we strongly recommend following the reconstitution protocol provided in the CoA.

Storage

For long term storage, the product should be stored in a lyophilized state at -20°C or lower.

Please avoid repeated freeze-thaw cycles.

This product is stable after storage at:

- -20°C to -70°C for 12 months in lyophilized state;
- -70°C for 3 months under sterile conditions after reconstitution.

Cross Verification

This product No cross-reactivity in ELISA with

HRSV (A) Pre-fusion glycoprotein F0, His Tag (Cat. No. RSF-V52H7).


HRSV (A) Post-fusion glycoprotein F0, His Tag (Cat. No. RSF-V52H6).

HRSV (B) Post-fusion glycoprotein F0, His Tag (Cat. No. RSF-V52H9).

ACRO Quality Management System

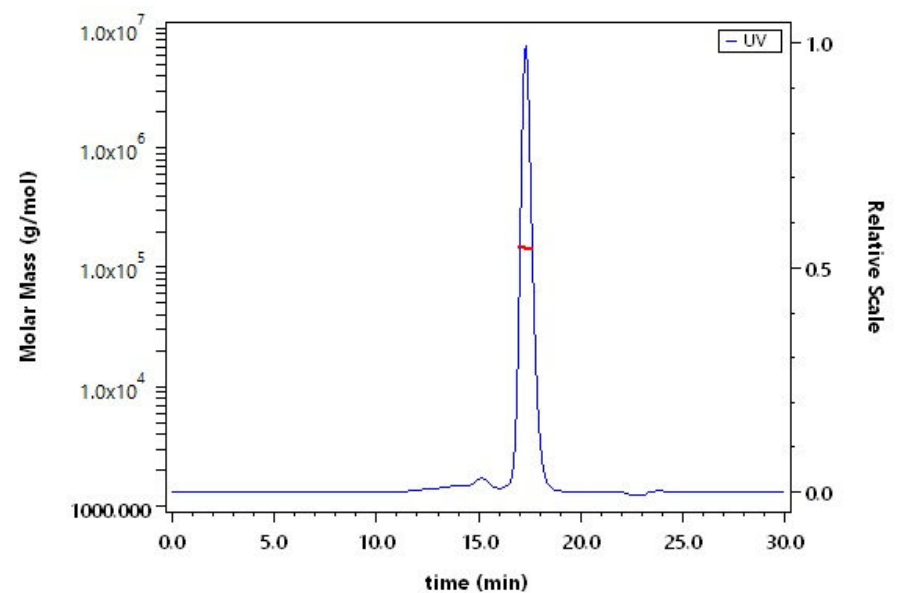
- [QMS\(ISO, GMP\)](#)
- [Quality Advantages](#)
- [Quality Control Process](#)

SDS-PAGE



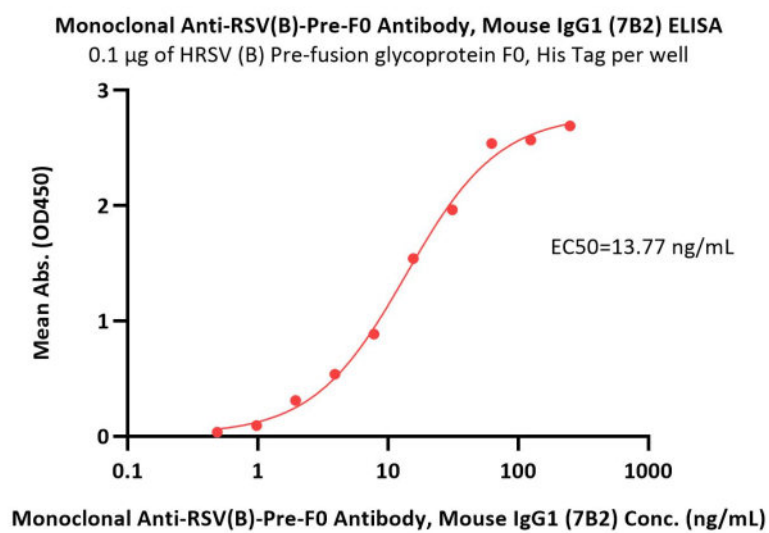
Monoclonal Anti-RSV(B)-Pre-F0 Antibody, Mouse IgG1 (7B2) on SDS-PAGE under reducing (R) condition. The gel was stained with Coomassie Blue. The purity of the protein is greater than 90% (With [Star Ribbon Pre-stained Protein Marker](#)).

SEC-MALS



The purity of Monoclonal Anti-RSV(B)-Pre-F0 Antibody, Mouse IgG1 (7B2) (Cat. No. RSV-MY2189) is more than 90% and the molecular weight of this protein is around 135-165 kDa verified by SEC-MALS.

Bioactivity-ELISA



Immobilized HRSV (B) Pre-fusion glycoprotein F0, His Tag (Cat. No. RSF-V52H8) at 1 µg/mL (100 µL/well) can bind Monoclonal Anti-RSV(B)-Pre-F0 Antibody, Mouse IgG1 (7B2) (Cat. No. RSV-MY2189) with a linear range of 0.5-63 ng/mL (QC tested).

Background

Human respiratory syncytial virus (HRSV) is the most common etiological agent of acute lower respiratory tract disease in infants and can cause repeated infections throughout life. The RSV fusion glycoprotein (RSV F) is the principal target of RSV neutralizing antibodies in human sera. The RSV F is a type I viral fusion protein synthesized as inactive, single-chain polypeptides that assemble into trimers. RSV F fuses the viral and host cell membranes by irreversible protein refolding from the labile prefusion conformation to the stable post-fusion conformation.

Discounts, Gifts,
and more!



www.acrobiosystems.com

