

Human TM4SF15 Full Length Protein, His,Flag Tag (Detergent)

Catalog # TM5-H51D3



BIOSYSTEMS
Acro

Surprise Inside!

Application

- Immunization
- Affinity testing (SPR / BLI)
- Screening (ELISA)

Synonym

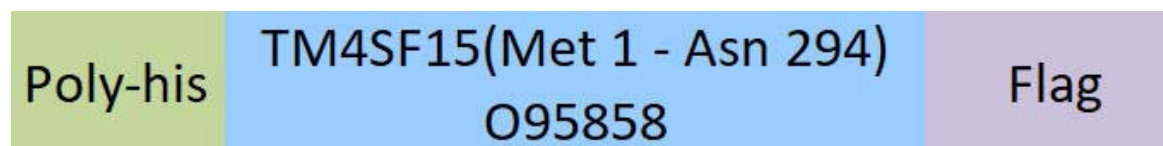
2700063A19Rik, NET-7, NET7, TM4SF15

Source

Detergent Human TM4SF15 Full Length Protein, His,Flag Tag (TM5-H51D3) is expressed from *E. coli* cells. It contains AA Met 1 - Asn 294 (Accession # [O95858](#)).

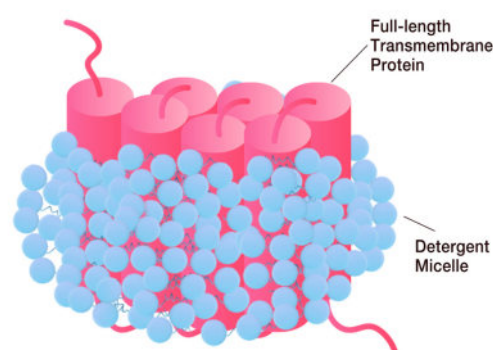
Predicted N-terminus: Met

Molecular Characterization



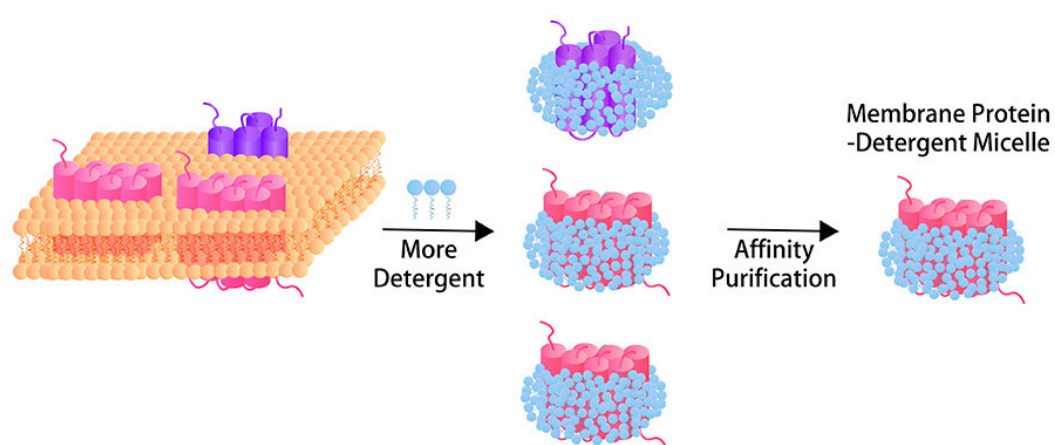
This protein carries a polyhistidine tag at the N-terminus and a Flag tag at the C-terminus. The protein has a calculated MW of 36.9 kDa.

• Structure



Each full-length transmembrane protein is encapsulated by detergent micelle.

• Synthesis Process



Through **mild detergent micelle extraction**, dedicated solubilization, and stringent affinity purification, we maximally retain the native transmembrane conformation of full-length transmembrane proteins throughout downstream purification. This workflow yields purified, detergent-solubilized proteins free of unrelated membrane impurities and exogenous scaffold proteins, with **exceptional purity, accurate quantitation**, and well-preserved biological activity—ideal for immunization, binding assays in antibody discovery and screening (ELISA) and affinity testing (SPR and BLI), etc.

Endotoxin

Less than 1.0 EU per μg by the LAL method / rFC method.

Purity

>90% as determined by SDS-PAGE.

Formulation

This product is not suitable for cell based experiments due to cytotoxicity of detergent.

Detergent buffer is INDISPENSABLE to keep membrane protein soluble and active, under no circumstances should you remove detergent.

Detergent buffer is sold separately and not included in protein, and please contact us if you need the buffer.

If glycerol is not compatible with your application, remove glycerol just before the immediate experiment, and NEVER store glycerol-free protein solution.

Supplied as 0.2 µm filtered solution in 50 mM HEPES, 150 mM NaCl, Buffer B, CHS, pH7.5 with glycerol as protectant.

Contact us for customized product form or formulation.

Shipping

This product is supplied and shipped with dry ice, please inquire the shipping cost.

Storage

Please avoid repeated freeze-thaw cycles.

This product is stable after storage at:

- The product **MUST** be stored at -70°C or lower upon receipt;
- -70°C for 12 months under sterile conditions.

ACRO Quality Management System

- [QMS\(ISO, GMP\)](#)
- [Quality Advantages](#)
- [Quality Control Process](#)

*The detergent Buffer B (Cat. No. [LG-13](#)) is sold separately and not included in protein, you can follow [the link](#) for product information.

Background

TM4SF15 is a member of the tetraspanin family, characterized by four transmembrane domains. It functions in cell adhesion, migration, and membrane organization by forming molecular complexes with integrins and other surface proteins. Its specific expression patterns suggest specialized roles in tissue development and potential implications in cancer progression.

Discounts, Gifts,
and more!



www.acrobiosystems.com

5/14/2026
