



Synonyms

TNFRSF1B, CD120b, TBPII, TNF-R-II, TNF-R75, TNFBR, TNFR1B, TNFR2, TNFR80, p75, p75TNFR

Source

Human & Mouse TNFR2 Protein, His Tag (TN2-H52H3) is expressed from human 293 cells (HEK293). It contains AA Leu 23 - Cys 118 (Human TNFR2) & Ala 120 - Gly 258 (Mouse TNFR2) (Accession # [P20333-1](#) & [P25119](#)).

Predicted N-terminus: Leu 23

Molecular Characterization



This protein carries a polyhistidine tag at the C-terminus.

The protein has a calculated MW of 26.9 kDa. The protein migrates as 53-53 kDa when calibrated against [Star Ribbon Pre-stained Protein Marker](#) under reducing (R) condition (SDS-PAGE) due to glycosylation.

Endotoxin

Less than 0.01 EU per µg by the LAL method / rFC method.

Purity

>95% as determined by SDS-PAGE.

>95% as determined by SEC-MALS.

Formulation

Lyophilized from 0.22 µm filtered solution in PBS, pH7.4 with trehalose as protectant.

Contact us for customized product form or formulation.

Reconstitution

Please see Certificate of Analysis for specific instructions.

For best performance, we strongly recommend you to follow the reconstitution protocol provided in the CoA.

Shipping and Storage

This product is shipped at ambient temperature.

For long term storage, the product should be stored at lyophilized state at -20°C or lower.

Please avoid repeated freeze-thaw cycles.

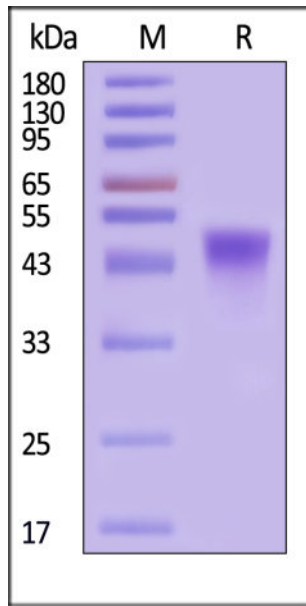
This product is stable after storage at:

- -20°C to -70°C for 12 months in lyophilized state;
- -70°C for 3 months under sterile conditions after reconstitution.

ACRO Quality Management System

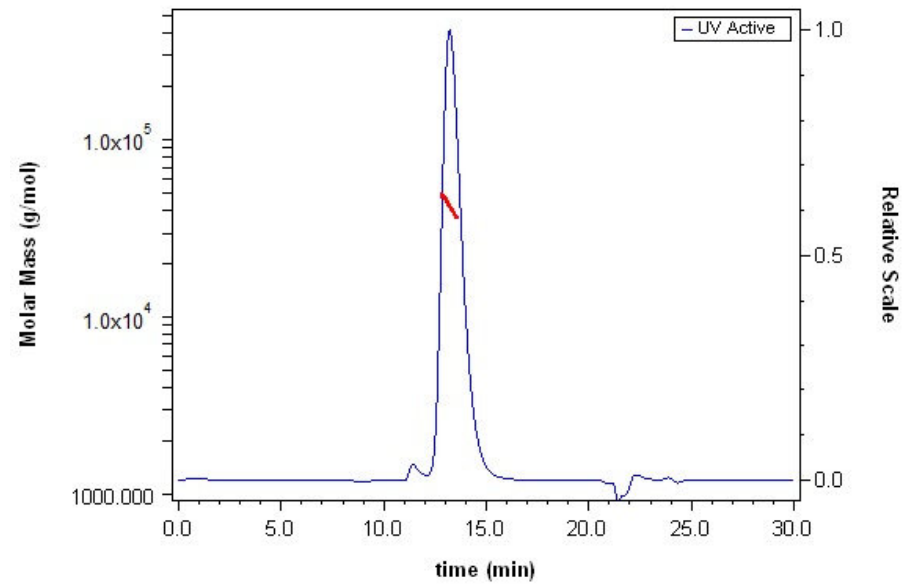
- [QMS\(ISO, GMP\)](#)
- [Quality Advantages](#)
- [Quality Control Process](#)

SDS-PAGE



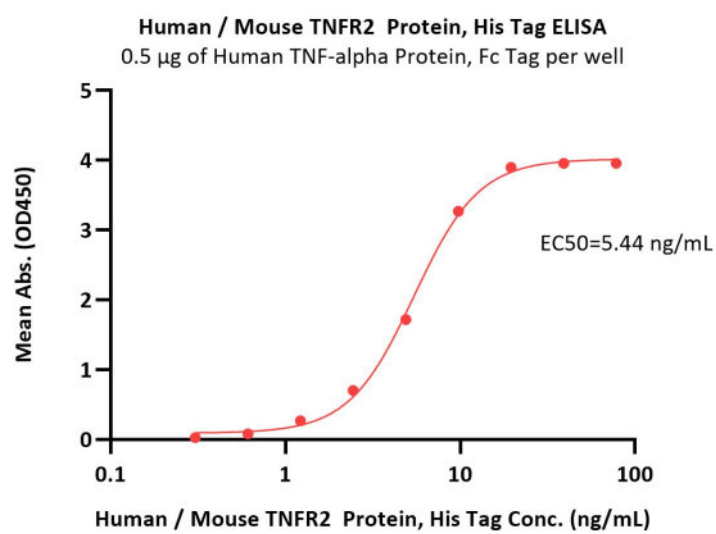
Human & Mouse TNFR2 Protein, His Tag on SDS-PAGE under reducing (R) condition. The gel was stained with Coomassie Blue. The purity of the protein is greater than 95% (With [Star Ribbon Pre-stained Protein Marker](#)).

SEC-MALS



The purity of Human & Mouse TNFR2 Protein, His Tag (Cat. No. TN2-H52H3) is more than 95% and the molecular weight of this protein is around 35-50 kDa verified by SEC-MALS.

Bioactivity-ELISA



Immobilized Human TNF-alpha Protein, Fc Tag (Cat. No. TNA-H5255) at 5 µg/mL (100 µL/well) can bind Human / Mouse TNFR2 Protein, His Tag (Cat. No. TN2-H52H3) with a linear range of 0.3-10 ng/mL (QC tested).

Background

TNFR2 (tumor necrosis factor receptor superfamily member 1B) is a receptor with high affinity for TNFSF2/TNF-alpha. It has a much lower affinity for homotrimeric TNFSF1/lymphotoxin-alpha. The TRAF1/TRAF2 complex recruits the apoptotic suppressors BIRC2 and BIRC3 to TNFRSF1B/TNFR2. TNFR2 mediates most of the metabolic effects of TNF-alpha.

Discounts, Gifts,
and more!



www.acrobiosystems.com

