

# Human ULBP2 Protein, Fc Tag, low endotoxin (MALS verified)

Catalog # UL2-H5253



BIOSYSTEMS  
**Acro**

Surprise Inside!

## Synonym

ULBP2, N2DL-2, NKG2DL2, ALCAN-alpha, RAET1H, NKG2D ligand 2

## Source

Human ULBP2 Protein, Fc Tag (UL2-H5253) is expressed from human 293 cells (HEK293). It contains AA Gly 26 - Ser 217 (Accession # [Q9BZM5](#)).

Predicted N-terminus: Gly 26

## Molecular Characterization

ULBP2(Gly 26 - Ser 217) Q9BZM5	Fc(Pro 100 - Lys 330) P01857-1
-----------------------------------	-----------------------------------

This protein carries a human IgG1 Fc tag at the C-terminus.

The protein has a calculated MW of 48.2 kDa. The protein migrates as 53-65 kDa when calibrated against [Star Ribbon Pre-stained Protein Marker](#) under reducing (R) condition (SDS-PAGE) due to glycosylation.

## Endotoxin

Less than 0.01 EU per µg by the LAL method / rFC method.

## Purity

>90% as determined by SDS-PAGE.

>90% as determined by SEC-MALS.

## Formulation

Lyophilized from 0.22 µm filtered solution in PBS, pH7.4 with trehalose as protectant.

Contact us for customized product form or formulation.

## Reconstitution

Please see Certificate of Analysis for specific instructions.

**For best performance, we strongly recommend you to follow the reconstitution protocol provided in the CoA.**

## Storage

For long term storage, the product should be stored at lyophilized state at -20°C or lower.

**Please avoid repeated freeze-thaw cycles.**

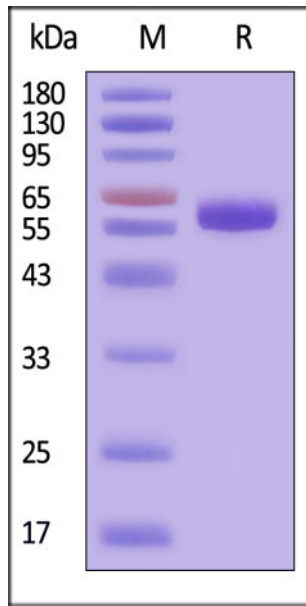
This product is stable after storage at:

- -20°C to -70°C for 12 months in lyophilized state;
- -70°C for 3 months under sterile conditions after reconstitution.

## ACRO Quality Management System

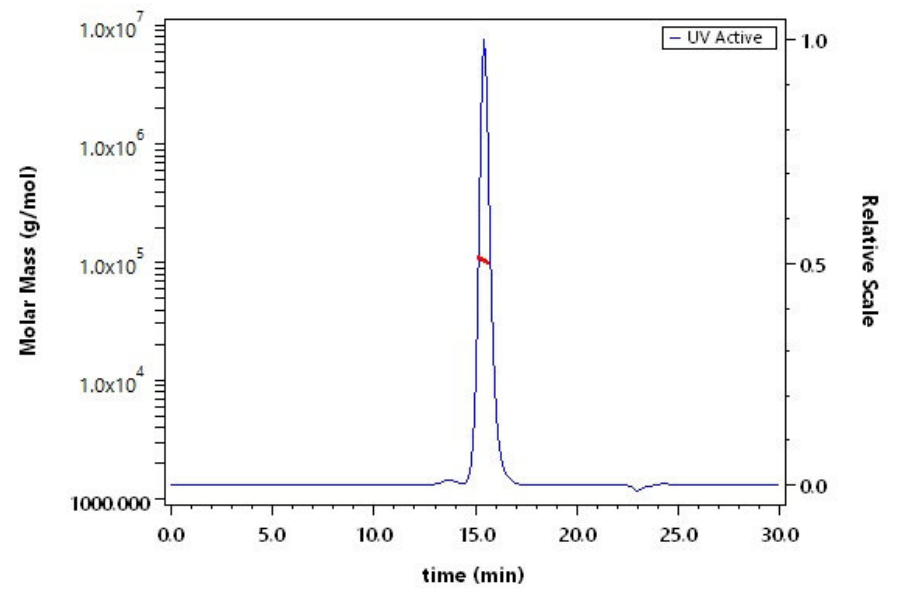
- [QMS\(ISO, GMP\)](#)
- [Quality Advantages](#)
- [Quality Control Process](#)

## SDS-PAGE



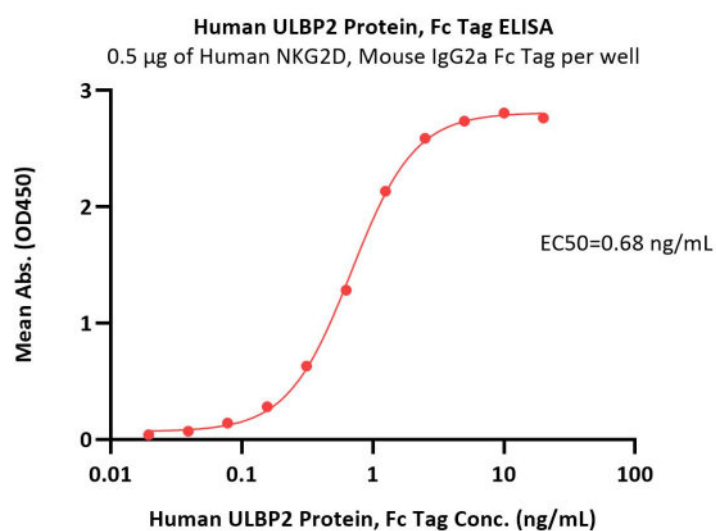
Human ULBP2 Protein, Fc Tag on SDS-PAGE under reducing (R) condition. The gel was stained with Coomassie Blue. The purity of the protein is greater than 90% (With [Star Ribbon Pre-stained Protein Marker](#)).

## SEC-MALS



The purity of Human ULBP2 Protein, Fc Tag (Cat. No. UL2-H5253) is more than 90% and the molecular weight of this protein is around 96-130 kDa verified by SEC-MALS.

## Bioactivity-ELISA



Immobilized Human NKG2D, Mouse IgG2a Fc Tag (Cat. No. NKD-H5259) at 5 µg/mL (100 µL/well) can bind Human ULBP2 Protein, Fc Tag (Cat. No. UL2-H5253) with a linear range of 0.02-3 ng/mL (QC tested).

## Background

ULBP2 is UL16 binding protein 2, also known as NKG2D ligand 2, NKG2DL2, N2DL-2, ALCAN-alpha, Retinoic acid early transcript 1H, RAET1H. It is a major histocompatibility complex (MHC) class I-related molecule that binds to the NKG2D receptor on natural killer (NK) cells to trigger release of multiple cytokines and chemokines that in turn contribute to the recruitment and activation of NK cells.

Discounts, Gifts,  
and more!



[www.acrobiosystems.com](http://www.acrobiosystems.com)

