Human VEGF165 Protein, His Tag

Catalog # VE5-H5248AI2

Application

Human VEGF165 Protein, His Tag AIDD-Ready protein is designed for direct use in SPR assays. It is supplied in a sugar-free, glycerol-free formulation to eliminate refractive index interference in SPR. No desalting or buffer exchange is required before use, simplifying the SPR workflow. Each tube features a unique barcode and bottom code for precise sample identification, supporting automated, high-throughput workflows and accelerating the transition from AI prediction to wet-lab validation.

Features and Advantages

- **Directly compatible with SPR:** No desalting or buffer exchange required; supplied as a liquid to reduce sample preparation and improve experimental efficiency.
- **High batch-to-batch consistency:** Each lot is released using SPR QC to ensure experimental reproducibility.
- **Validated with representative drugs:** SPR binding activity is validated using representative drug antibodies to ensure suitability for drug screening and evaluation.
- **Unique Tube Identification:** Each tube features a unique barcode and bottom code, supporting automated and high-throughput workflows. To request the product manifest, please contact our Technical Support team or click the button below.

Synonyms

RP1-261G23.1, MGC70609, MVCD1, VEGFA, VPF

Source

Human VEGF165 Protein, His Tag (VE5-H5248AI2) is expressed from human 293 cells (HEK293). It contains AA Ala 27 - Arg 191 (Accession # P15692-4).

Predicted N-terminus: His

Molecular Characterization



This protein carries a polyhistidine tag at the N-terminus.

The protein has a calculated MW of 21.1 kDa. The protein migrates as 23-28 kDa when calibrated against Star Ribbon Pre-stained Protein Marker under reducing (R) condition (SDS-PAGE) due to glycosylation.

Purity

>90% as determined by SDS-PAGE.

>90% as determined by SEC-HPLC.

Formulation

Formulated in a proprietary trehalose-free buffer, supplied ready-to-use for SPR/BLI analysis - no buffer exchange required.

For detailed formulation, please refer to the batch-specific COA.

Shipping and Storage

This product is supplied and shipped on dry ice.

Please avoid repeated freeze-thaw cycles.

This product is stable after storage at:

- The product MUST be stored at -70°C or lower upon receipt;
- -70°C for 12 months under sterile conditions.

ACRO Quality Management System

- QMS(ISO, GMP)
- Quality Advantages
- Quality Control Process

SDS-PAGE

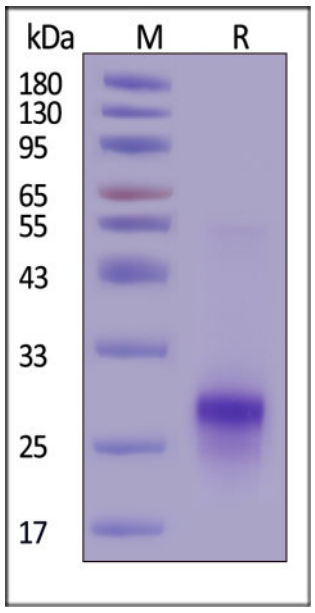

Human VEGF165 Protein, His Tag on SDS-PAGE under reducing (R) condition. The gel was stained with Coomassie Blue. The purity of the protein is greater than 90% (With Star Ribbon Pre-stained Protein Marker).

SEC-HPLC

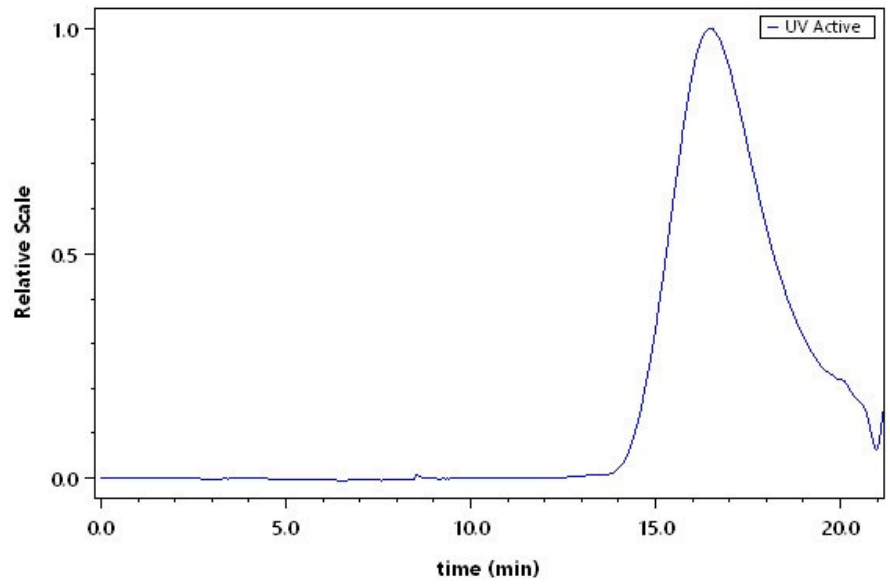

The purity of Human VEGF165 Protein, His Tag (Cat. No. VE5-H5248AI2) was greater than 90% as determined by SEC-HPLC.

Activity-SPR

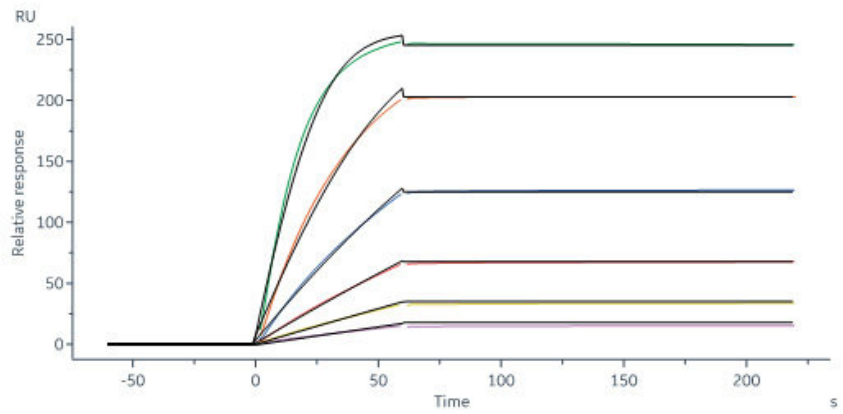

Bevacizumab captured on Protein A Chip can bind Human VEGF165 Protein, His Tag (Cat. No. VE5-H5248AI2) with an affinity constant of 2.13 pM as determined in a SPR assay (Biacore 8K) (QC tested).

Background

VEGF165 is the most abundant splice variant of VEGF-A. VEGF165 is produced by a number of cells including endothelial cells, macrophages and T cells. VEGF165 is involved in angiogenesis, vascular endothelial cell survival, growth, migration and vascular permeability. VEGF gene expression is induced by hypoxia, inflammatory cytokines and oncogenes. VEGF165 binds to heparan sulfate and is retained on the cell surface and in the extracellular matrix. VEGF165 binds to the receptor tyrosine kinases, VEGFR1 and VEGFR2. VEGF165 is the only splice variant that binds to co-receptors NRP-1 and NRP-2 that function to enhance VEGFR2 signaling. Binding of VEGF165 to VEGFR1 and VEGFR2 leads to activation of the PI3K/AKT, p38 MAPK, FAK and paxillin. VEGF plays a key role in tumor angiogenesis in many cancers.

Discounts, Gifts, and more!