



Source

Biotinylated Monoclonal Anti-Glycoprotein E (VZV) Antibody, Human IgG1 (4G2) is a chimeric monoclonal antibody recombinantly expressed from HEK293, which combines the variable region of a mouse monoclonal antibody with Human constant domain.

Clone

4G2

Species

Mouse

Isotype

Human IgG1 | Human Kappa

Conjugate

Biotin

Antibody Type

Recombinant Monoclonal

Reactivity

Virus

Immunogen

Recombinant Varicella zoster virus (strain Oka vaccine) Envelope Glycoprotein E (gE) is expressed from human 293 cells

Specificity

This product is a specific antibody specifically reacts with Glycoprotein E/gE (VZV).

Application

Application	Recommended Usage
ELISA	0.25 µg/ml

Purity

90% as determined by SDS-PAGE.

90% as determined by SEC-MALS.

Purification

Protein A purified / Protein G purified

Formulation

Lyophilized from a 0.22 µm-filtered solution in PBS (pH 7.4), with trehalose as protectant.

Please contact us for customized product forms or formulations.

Reconstitution

Please refer to the Certificate of Analysis (CoA) for specific instructions.

For best performance, we strongly recommend following the reconstitution protocol provided in the CoA.

Storage

For long term storage, the product should be stored in a lyophilized state at -20°C or lower.

Please avoid repeated freeze-thaw cycles.

This product is stable after storage at:

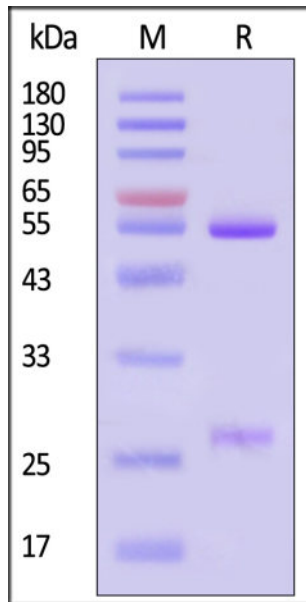
- -20°C to -70°C for 12 months in lyophilized state;
- -70°C for 3 months under sterile conditions after reconstitution.

ACRO Quality Management System

- QMS(ISO, GMP).

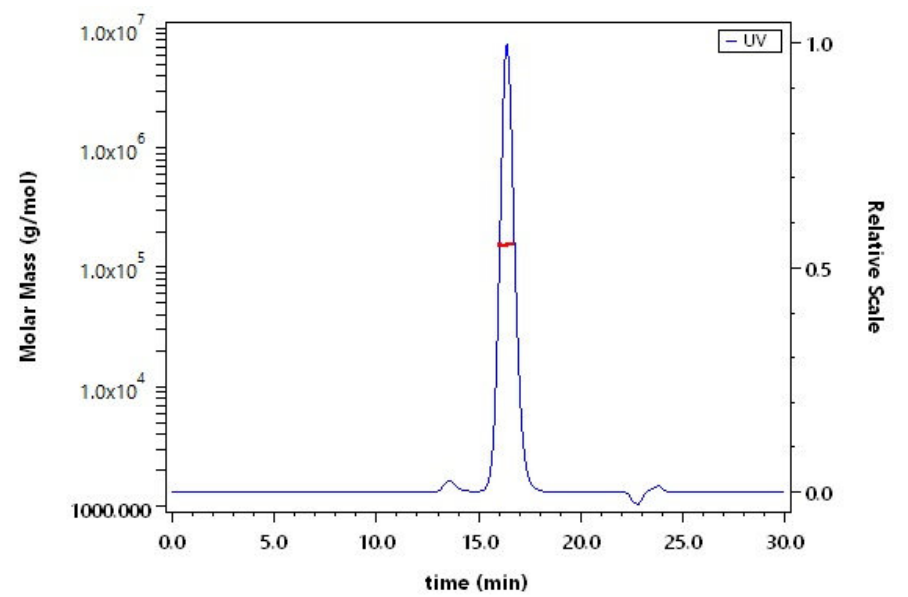
- [Quality Advantages](#)
- [Quality Control Process](#)

SDS-PAGE



Biotinylated Monoclonal Anti-Glycoprotein E (VZV) Antibody, Human IgG1 (4G2) on SDS-PAGE under reducing (R) condition. The gel was stained with Coomassie Blue. The purity of the protein is greater than 90% (With [Star Ribbon Pre-stained Protein Marker](#)).

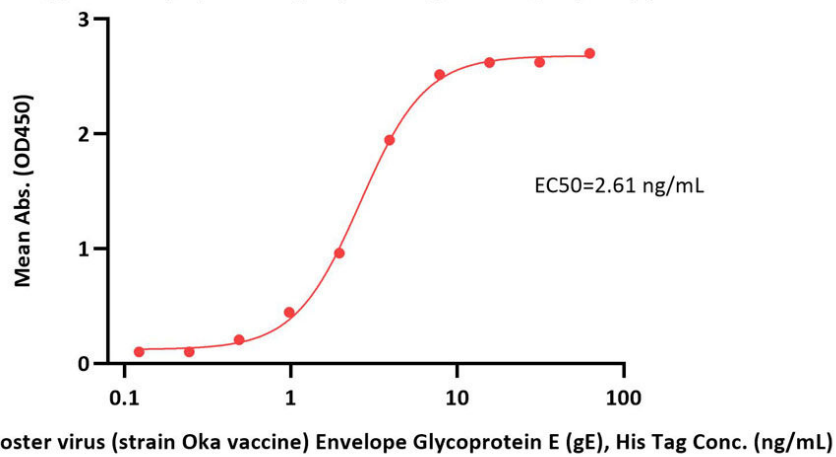
SEC-MALS



The purity of Biotinylated Monoclonal Anti-Glycoprotein E (VZV) Antibody, Human IgG1 (4G2) (Cat. No. VZV-BLM545) is more than 90% and the molecular weight of this protein is around 135-165 kDa verified by SEC-MALS.

Bioactivity-ELISA

Biotinylated Monoclonal Anti-Glycoprotein E (VZV) Antibody, Human IgG1 (4G2) ELISA
0.2 µg of Anti-Glycoprotein E (VZV) Antibody, Human IgG1 (1B10) per well



Immobilized Varicella zoster virus (strain Oka vaccine) Envelope Glycoprotein E (gE), His Tag (Cat. No. GLE-V52H3) on Anti-Glycoprotein E (VZV) Antibody, Human IgG1 (1B10) (Cat. No. VZV-M544) precoated (0.2 µg/well) plate can bind Biotinylated Monoclonal Anti-Glycoprotein E (VZV) Antibody, Human IgG1 (4G2) (Cat. No. VZV-BLM545) at 0.25 µg/mL (100 µL/well) with a linear range of 0.2-8 ng/mL (QC tested).

Background

Varicella-zoster virus (VZV) is a neurotropic virus belonging to the Herpesviridae family. Primary VZV infection causes chickenpox and is followed by a life-long latent infection established mainly in the cranial and dorsal root ganglia. Reactivation of the virus is often associated with shingles (herpes zoster). Glycoprotein E (gE) is one of the known glycoproteins (gB, gC, gE, gH, gI, gK, gL) of VZV that is most abundantly expressed on the surface of virus and infected cells, playing an important role in viral replication and cell-to-cell spread. The strongly immunogenic gE can provide strong IgG signal in body fluid, which makes it ideal to be developed as an antigen for analysis of IgG antibodies. gE also demonstrates high potency as a vaccine immunogen and is formulated as the single viral envelope protein that constitutes the GSK VZV recombinant subunit vaccine Shingrix®.



www.acrobiosystems.com